



# 2013 APPLICATION GUIDE

## Air Lift Adjustable Air Helper Springs



**TRUCK • SUV • CUV • RV • VAN • CAR**



Air Lift Company is continuously developing new applications including the latest and most popular 2013 model year vehicles.

Please give us a call or visit our website to check for the most recently available applications.

Download this application guide as a PDF



### ***Customer Support***

Need to know what kit fits your vehicle? Which onboard air compressor system to choose? Need a replacement part? Installation help? Referral to an installer in your area? Whatever you need, there's just one number to call: (800)248-0892. Our friendly, experienced customer support will be happy to help you!

**CUSTOMER SERVICE** – [service@airliftcompany.com](mailto:service@airliftcompany.com)  
**TECHNICAL ASSISTANCE** – [techsupport@airliftcompany.com](mailto:techsupport@airliftcompany.com)  
**PERFORMANCE PRODUCTS** – [performance@airliftcompany.com](mailto:performance@airliftcompany.com)  
**EXPORT ORDERS** – [export@airliftcompany.com](mailto:export@airliftcompany.com)

### ***Air Lift on the Web***

View the latest application updates, download instruction manuals, view installation and product videos, get answers to technical questions - all from one convenient location: [www.airliftcompany.com](http://www.airliftcompany.com)  
Find information on Air Lift Performance products at [www.airliftperformance.com](http://www.airliftperformance.com).

# Table of Contents



<b>LoadLifter5000™ Ultimate</b> .....	<b>4</b>
<b>Why Air Springs?</b> .....	<b>5</b>
<b>Why Air Lift?</b> .....	<b>6</b>
<b>Adjustable Load Support Applications: LoadLIFTER5000 Ultimate™, LoadLIFTER5000™, RideCONTROL™, Air Lift1000™</b> .....	<b>7</b>
<b>Advanced Non-adjustable Load Support Applications: AirCELL™</b> .....	<b>9</b>
<b>SlamAIR™ Applications</b> Load support for lowered vehicles .....	<b>20</b>
<b>DragBAGS™ Applications</b> Air suspension for performance vehicles .....	<b>20</b>
<b>Motor home/RV/Step Van Applications</b> Replacements for Firestone® motor home bags .....	<b>21</b>
<b>Accessories - Lock-N-Lift™</b> Universal air spring spacers .....	<b>22</b>
<b>On Board Air Compressor Systems</b> .....	<b>22</b>
<b>Performance Air Suspension:</b>	
<b>AutoPILOT V2™</b> Air Management Systems .....	<b>24</b>
Combo kits .....	<b>25</b>
Front and rear applications .....	<b>25</b>
Parts and pieces .....	<b>30</b>



TOW AND HAUL WITH **SAFETY** AND COMFORT™

**NEW!**



# LoadLIFTER 5000™ ULTIMATE

All the benefits of a LoadLifter 5000™ air spring kit with an internal jounce bumper for the ultimate in ride comfort.

- Up to 5,000 lbs. of load-leveling capacity\*
- Add air when towing or hauling a heavy load
- Adjustable for a safe, comfortable ride, loaded or unloaded
- Eliminates squat, sway and bottoming out, and even the harsh jarring on rough roads
- Internal jounce bumper inside the air spring absorbs shock
- Maintenance-free! Safely run with zero air pressure.
- Replaces factory jounce bumper
- Easy to install with common hand tools



\*Never exceed manufacturer's Gross Vehicle Weight Rating

**60 DAY** NO QUESTIONS ASKED, MONEY-BACK GUARANTEE

**LIFETIME WARRANTY**

○ EXAMPLE WITHOUT ADJUSTABLE AIR SPRINGS: the vehicle squats, compromising safety and comfort



○ EXAMPLE WITH ADJUSTABLE AIR SPRINGS: the ideal ride height is restored for greater safety and comfort



Smartphone users!  
Scan this code to learn more about the LoadLifter 5000™ Ultimate air spring kit.



# Why AIR SPRINGS?

## Tow and Haul with Safety and Comfort with Air Lift Adjustable Air Springs

- Air springs ensure that weight is properly distributed to all four tires, which maximizes vehicle stability, safety and comfort (see graphics below)
- Add air when towing or hauling a heavy load; deflate when riding empty for a softer ride
- Made with rugged, durable components
- Easy and quick to install with common hand tools
- No. 1 choice of professional drivers

*Air Lift air springs solve these common problems*

### Squat

Proper weight distribution to all tires improves steering, braking and tire wear. This is especially important while towing: adjust the air springs to accept the tongue weight of the trailer.



### Headlight Aim

Only level and stable vehicles provide safe and proper headlight aiming—critical for night driving safety.



### Trailer Sway

When towing a trailer, air springs permit precise vehicle height adjustment for exact alignment, eliminating trailer sway



### Braking and Steering

Front tires account for the majority of braking and steering. Air springs ensure that weight is properly distributed to all four tires for optimal braking and steering.



### Rough Ride

Air Lift's progressive spring rate soaks up bumps, keeping tires on the road for better handling.

### Bottoming Out

Air Lift springs restore normal ride height when heavily loaded or towing, reducing suspension wear and eliminating crashing on bumps.




### Body Roll

Air springs increase spring rate and vastly improve vehicle stability. Less roll means a safer and more comfortable ride.



**WITHOUT AIR SPRINGS**, the vehicle squats, compromising safety and comfort.



**WITH AIR LIFT AIR SPRINGS**, the ideal ride height is restored for greater safety and comfort.





# Why AIR LIFT?



## Load Support Products That Fit, Work and Last. Guaranteed.

- Best-in-class customer service department
- The most comprehensive warranty plus an exclusive 60 day guarantee (see below)
- Over 300 applications that require no frame drilling
- 98% order fill rate—the highest in the industry
- The fastest to market with applications for new model tow vehicles
- The most innovative, easy to use on-board air compressor systems.
- New applications and better products constantly under development
- A 3rd generation, family-owned suspension specialty company since our inception in 1949

### INDUSTRY EXCLUSIVE!

## Only Air Lift's Lifetime Warranty Covers the Entire Contents of the Air Spring Kit

**LIFETIME WARRANTY**

While other companies offer a lifetime warranty on their air springs, only Air Lift covers the air springs as well as the entire contents of the kit including brackets, fittings and air line.

Air Lift Company warrants that Air Lift 1000, RideControl, LoadLifter 5000 and AirCell air springs systems will be free from defects in workmanship or materials for the lifetime of the vehicle of original installation. This does not include installation or other service charges for replacement.

### INDUSTRY EXCLUSIVE!

## Air Lift Guarantees Your Satisfaction or Your Money Back!

**60 DAY NO QUESTIONS ASKED, MONEY-BACK GUARANTEE**

Air Lift offers a 60 Day No Questions Asked Money Back Guarantee on all load support air springs and all load support on-board air compressor systems. Ride on Air Lift's air springs and/or use an Air Lift on-board air compressor system for 60 days. We guarantee you'll be happy with the improvement in ride comfort, load handling and air spring control or your money back. If you're not satisfied, you may remove the products and return to your dealer for a full refund of your purchase price within the first 60 days after your purchase.

Refund must be made by the selling agent. Offer is limited to purchasing a set of Air Lift LoadLifter5000™, RideControl™, Air Lift 1000™, AirCell™ or SlamAir™ air springs; limited to WirelessAIR™, WirelessONE™, all LoadController™ on-board air compressor systems, QuickShot™ and SmartAir™. Offer may be withdrawn at any time and does not include any units improperly installed, modified, substituted or abused. Valid only on private, non-commercial application. Dated proof of purchase required.

## Two Year Warranty for On-Board Air Compressor Systems

**TWO YEAR COMPRESSOR SYSTEM WARRANTY**

Air Lift Company warrants that WirelessAIR™, WirelessONE™, SmartAir™, QuickShot™ and all LoadController™ on-board air compressor systems will be free from defects in workmanship or materials for two years on the vehicle of original installation. This does not include installation or other service charges for replacement.



### Dedication to Quality

Air Lift Company is proud to be ISO 9001:2008 certified.

Air Lift Company is committed to fulfilling the requirements of their quality management system: to develop, manufacture and continuously improve the highest quality products that fit, work and last. Our goal is to consistently provide products and services that meet or exceed the requirements and expectations of our customers.

### The Fine Print

Air Lift Company warrants its products, for the time periods listed below, to the original retail purchaser against manufacturing defects when used on catalog-listed applications on cars, vans, light trucks and motorhomes under normal operating conditions for as long as Air Lift manufactures the product. The warranty does not apply to products that have been improperly applied, improperly installed, used in racing or off-road applications, used for commercial purposes, or which have not been maintained in accordance with installation instructions furnished with all products. The consumer will be responsible for removing (labor charges) the defective product from the vehicle and returning it, transportation costs prepaid, to the dealer from which it was purchased or to Air Lift Company for verification.

Air Lift will repair or replace, at its option, defective products or components. A minimum \$10.00 shipping and handling charge will apply to all warranty claims. Before returning any defective product, you must call Air Lift at (800) 248-0892 in the U.S. and Canada (elsewhere, (517) 322-2144) for a Returned Materials Authorization (RMA) number. Returns to Air Lift can be sent to: Air Lift Company • 2727 Snow Road • Lansing, MI • 48917.

Product failures resulting from abnormal use or misuse are excluded from this warranty. The loss of use of the product, loss of time, inconvenience, commercial loss or consequential damages is not covered. The consumer is responsible for installation/reinstallation (labor charges) of the product. Air Lift Company reserves the right to change the design of any product without assuming any obligation to modify any product previously manufactured.

This warranty gives you specific legal rights and you may also have other rights that may vary from state-to-state. Some states do not allow limitations on how long an implied warranty lasts or allow the exclusion or limitation of incidental or consequential damages. The above limitation or exclusion may not apply to you. There are no warranties, expressed or implied including any implied warranties of merchantability and fitness, which extend beyond this warranty period. There are no warranties that extend beyond the description on the face hereof. Seller disclaims the implied warranty of merchantability. (Dated proof of purchase required.)

## WARRANTY INFORMATION





LoadLifter5000™ Ultimate	Lifetime Limited
LoadLifter5000™	Lifetime Limited
RideControl™	Lifetime Limited
Air Lift 1000™	Lifetime Limited
AirCell™	Lifetime Limited
SlamAir™	Lifetime Limited
WirelessAIR™	2 Year Limited
WirelessONE™	2 Year Limited
LoadController™ Single and Dual	2 Year Limited
LoadController™ I and II	2 Year Limited
SmartAir™	2 Year Limited
Other Accessories	2 Year Limited
Performance Systems	1 Year Limited



Learn how Air Lift air springs can help you tow and haul with more safety and comfort at:

<http://www.airliftcompany.com/why-air-why-air-lift-video-page>

## Adjustable Load Support Applications

Model	Start Year	End Year	Drive	Notes	Front Kit	Front Repl. Bag			Standard		Ultimate	Ultimate		
									Rear Kit	Rear Repl.	Rear Kit	Rear Repl.		
<b>Acura</b>														
MDX	2005	2012	F&A	Fits front and all wheel drive.					60815	60315				2
<i>Call for 2013 vehicle application</i>														
<b>Buick- Car</b>														
Century	1982	1996	FWD	Including station wagon					60797	60297			x	1
Deluxe, Custom, Skylark, Sport Wagon	1964	1966							60750	60250			x	1
Deluxe, Special, Skylark, Gran Sport	1967	1972		Excluding station wagon					60744	60244			x	1
Electra & Park Avenue	1985	1996	FWD	Excluding station wagon					60798	60298			x	1
Electra, Centurion, Wildcat, LeSabre	1965	1984		Excluding Estate Wagon					60755	60255			x	1
Estate Wagon	1977	1990							60755	60255			x	1
LeSabre	1985	1985	RWD						60755	60255			x	1
LeSabre	1986	1999	FWD	Excluding station wagon					60798	60298			x	1
LeSabre	2000	2005							60776	60276			x	1
Park Avenue	1997	2005							60776	60276			x	1
Regal, Century, Gran Sport, Luxus	1973	1987	RWD	Including station wagon					60733	60233			x	1
Riviera	1979	1985							60783	60283			x	1
Riviera	1995	1999							60776	60276			x	1
Roadmaster Estate Wagon & Sedan	1991	1996							60755	60255			x	1
Skylark	1985	1996							60789	60289			x	1
<b>Buick- Truck/SUV</b>														
Enclave	2007	2013	F&A						60816	60316				2
<b>Cadillac- Car</b>														
All Rear Wheel Drive Models	1965	1993							60755	60255			x	1
Coupe Deville, Sedan Deville, Fleetwood	1985	1993							60798	60298			x	1
Touring Sedan	1985	1993	FWD						60798	60298			x	1
<b>Cadillac- Truck/SUV</b>														
Escalade 4-Door Only	1999	2000	2&4						59518	50259				2
Escalade, Escalade XL	2002	2007	2&4	Will not fit factory-installed auto-leveling option on 2007					60769	60269			x	1
<b>Chevrolet- Car</b>														
Beretta, Corsica	1988	1996							60789	60289			x	1
Camaro, Z28	1982	2002							60797	60297			x	1
Caprice, Impala	1971	1996		Excluding 94-96 SS models					60755	60255			x	1
Caprice, Impala Station Wagons	1977	1996							60755	60255			x	1
Impala, Bel Air, Biscayne	1958	1964		Including station wagons					60713	60213			x	1
Caprice, Impala, Bel Air, Biscayne	1965	1970		Including station wagons					60736	60236			x	1
Cavalier	1982	1994		Including station wagons					60789	60289			x	1
Celebrity	1982	1990		Including station wagons					60797	60297			x	1
Chevelle, El Camino	1964	1966							60750	60250			x	1
Chevelle, Malibu, Laguna	1973	1983		Including station wagons					60733	60233			x	1
Chevelle, Malibu, SS, '300' Deluxe, Monte Carlo	1967	1972		Excluding station wagons					60744	60244			x	1
El Camino	1967	1987							60733	60233			x	1
Impala Sedan, SS	1994	1996							60786	60286			x	1
Malibu, Malibu Max	2004	2006							60776	60276			x	1
Monte Carlo	1973	1988		Excluding SS					60733	60233			x	1
Monte Carlo SS	1984	1988							60744	60244			x	1
<b>Chevrolet- Truck/SUV</b>														
Avalanche 1500	2002	2013	2&4	Will not fit factory-installed auto-leveling option					60769	60269			x	1
Avalanche 2500	2002	2006	4WD	Requires 6" between the tire and frame.					59526	50256				2
Blazer	1969	1991	4WD	Requires 6" between the tire and frame on rear kit.	59512	50272	x	3	59501	50203				2
Blazer	1973	1991	2WD	Requires 6" between the tire and frame on rear kit.	81560	81260	x	1	59501	50203				2
Blazer, Tahoe 2 Door Only	1992	1997	4WD						59518	50259				
C-10 1/2 Ton Pickup	1973	1987	2WD	For heavy loads or commercial use; Requires 8" between the tire and frame					57215	50201	88215	84201		2
C-1500 1/2 Ton Pickup	1973	1987	2WD		81560	81260	x	1	59527	50203				2
C-1500 1/2 Ton Pickup Extended Cab	1988	1998	2WD	Requires 6" between the tire and frame.					59501	50203				2
C-1500 1/2 Ton Pickup Extended Cab	1988	1998	2WD	For heavy loads or commercial use					57128	50252	88128	84252		2



Don't see a vehicle listed?  
Call (800) 248-0892



No frame drilling required.



Install time (by hour)

## Adjustable Load Support Applications

Model	Start Year	End Year	Drive	Notes	Front Kit	Front Repl. Bag			Standard		Ultimate Rear Kit	Ultimate Rear Repl.		
									Rear Kit	Rear Repl.				
C-1500 1/2 Ton Pickup Regular & Crew Cab	1988	1998	2WD	Not extended cab; Requires 6" between the tire and frame					59501	50203				2
C-1500 1/2 Ton Pickup Regular & Crew Cab	1988	1998	2WD	For heavy loads or commercial use; Not extended cab; With axle to frame dimension of 7.25" or less use kit #57128					57216	50201	88216	84201		2
C-20, C-30 3/4 & 1 Ton Pickup	1973	1987	2WD	Requires 8" between the tire and frame.	81560	81260	x	1	57215	50201	88215	84201		2
C-2500 3/4 Ton Pickup	1988	2000	2WD	With axle to frame dimension of 7.25" or less use kit					57216	50201	88216	84201		2
C-3500 1 Ton	1988	2000	2WD	Under 11,000 GVWR; With axle to frame dimension of 7.25" or less use kit #57128					57216	50201	88216	84201		2
Colorado Z71, YC1 <b>Call for 2013 vehicle application</b>	2004	2012	2WD						59539	50203			x	1
Colorado Z71 & Z85 <b>Call for 2013 vehicle application</b>	2004	2012	4WD						59539	50203			x	1
Colorado Z85 & ZQ8	2004	2006	2WD						59546	50254			x	1
Equinox	2005	2006	2&A	Fits All Wheel Drive					60727	60227			x	1
Geo-Tracker 2 Door	1989	2004	4WD						60793	60293			x	1
K-10 1/2 Ton Pickup	1973	1987	4WD	Requires 6" between the tire and frame	59512	50272		3	59501	50203				2
K-10 1/2 Ton Pickup	1973	1987		For heavy loads or commercial use; Requires 8" between the tire and frame					57237	50201	88237	84201		2
K-1500 1/2 Ton Pickup	1988	1998	4WD	Requires 6" between the tire and frame					59501	50203				2
K-1500 1/2 Ton Pickup	1988	1998	4WD	For heavy loads or commercial use; With axle to frame dimension of 7.25" or less use kit #57128					57216	50201	88216	84201		2
K-20, K-30 3/4 & 1 Ton Pickup	1973	1987	4WD	Requires 8" between the tire and frame.	59512	50272		3	57237	50201	88237	84201		2
K-2500 3/4 Ton Pickup	1988	2000	4WD	With axle to frame dimension of 7.25" or less use kit					57216	50201	88216	84201		2
K-3500 1 Ton	1988	2000	4WD	Under 11,000 GVWR; With axle to frame dimension of 7.25" or less use kit #57128					57216	50201	88216	84201		2
S-10 Blazer	1982	2000	2WD	2-Door only					59535	50256				2
S-10 Blazer	1982	2005	4WD	2-Door only					59535	50256				2
S-10 Blazer	1995	2004	2&4	4-Door only					59536	50254				2
S-10 Pickup	1994	2004	4WD	All models without track bars					59531	50259				2
S-10 Pickup	1982	2003	2WD	Without sport suspension					59529	50202				2
S-10 Pickup	1983	1993	4WD						59529	50202				2
S-10 Pickup Xtreme/or with S-10 Sport Suspension	2000	2003	2WD						59535	50256				2
Silverado 1500 Classic GMT 800 series	1999	2007	2&4	Requires 6" between the tire and frame					59501	50203				2
Silverado 1500 GMT 900 series	2007	2013	2&4	Fits 68.4" and 78" bed lengths only					59565	50203			x	1
Silverado 1500 GMT 900 series	2007	2013	2&4	Fits 97.8" bed lengths only					59567	50203			x	1
Silverado 1500HD	2001	2005	2&4	Requires 6" between the tire and frame					59501	50203				2
Silverado 1500HD	2001	2005	2&4	For heavy loads or commercial use. Will fit most side-mount fifth wheel hitch applications.					57250	50201	88250	84201	x	2
Silverado 2500 3/4 Ton Pickup	1999	2004	2&4	Except 2500 HD; Will fit most side-mount fifth wheel hitch applications. Will not fit with Quadrateer					57250	50201	88250	84201	x	2

For added convenience add an on-board air compressor system.  
See page 22 for more details.





## Adjustable Load Support Applications

Model	Start Year	End Year	Drive	Notes	Front Kit	Front Repl. Bag			Standard		Ultimate Rear Kit	Ultimate Rear Repl.		
									Rear Kit	Rear Repl.				
Silverado 2500HD & 3500 1 Ton Pickup	2001	2010	2&4	Fits single rear wheel (SRW) and dual rear wheel (DRW) models. Will fit most side-mount fifth wheel hitch applications. Does not fit cab & chassis applications. Will not fit with Quadrateer					57275	50290	88275	84290	x	2
Silverado 2500HD & 3500HD 1 Ton Pickup	2011	2013	2&4	Fits single rear wheel (SRW) and dual rear wheel (DRW) models. Will fit most side-mount fifth wheel hitch applications. Does not fit cab & chassis applications.					57338	50297	88338	84297	x	1.5
Silverado 3500 Commercial Cab and Chassis	2001	2010							57286	50290	88286	84290	x	1.5
Suburban	1973	1991	2WD	May require exhaust modification	81560	81260	x	1	57221	50201	88221	84201		2
Suburban	1973	1991	4WD	May require exhaust modification	59512	50272		3	57221	50201	88221	84201		2
Suburban 1500 1/2 Ton	2000	2013	2&4	With coil springs; Will not fit factory-installed auto-leveling option					60769	60269			x	1
Suburban 1500 1/2 Ton	1992	1999	2&4						59518	50259				2
Suburban 2500 3/4 Ton	1992	1999	2WD						57129	50252	88129	84252		2
Suburban 2500 3/4 Ton	1992	1999	4WD						57217	50201	88217	84201		2
Suburban 2500 3/4 Ton	2000	2010	4WD	With leaf springs; Requires 6" between the tire and frame					59526	50256				2
Tahoe 4 Door Only	1995	2000	2&4	With leaf springs rear					59518	50259				2
Tahoe 4 Door Only	2000	2013	2&4	With coil springs; Will not fit factory-installed auto-leveling option					60769	60269			x	1
Trailblazer, Trailblazer EXT	2002	2009	4WD	Except factory air spring option					60779	60279			x	1
Traverse	2008	2013	F&A						60816	60316				2

## AirCELL Non-adjustable Load Support for Chevy Trucks

Avalanche	2002	2006			52212		x	1						
C-2500HD	2001	2010	2&4						52213				x	1
C-3500	2007	2010	2&4	Commercial chassis					52202				x	1
C-3500HD Commercial Chassis	2001	2010	2&4						52213				x	1
K-20 — K2500	1996	2000	4WD	With cast lower control arm	52212		x	1						
K-30 — K3500	1996	2000	4WD	With cast lower control arm	52212		x	1						
Silverado 1500	1988	1999	4WD		52100		x	1						
Silverado 1500	1999	2013	2&4	Non-HD					52203				x	1
Silverado 1500	1999	2006	4WD	Four door					52202				x	1
Silverado 1500 HD	1999	2010	2&4		52212				52202				x	1
Silverado 1500 HD	1999	2010	4WD		52212		x	1	52202					
Silverado 2500	1988	1996	4WD		52100		x	1						
Silverado 2500, 2500 HD	1999	2010	2&4		52212				52202				x	1
Silverado 2500, 2500 HD	1999	2010	4WD		52212		x	1	52202					
Silverado 3500	2001	2010	2&4		52212				52202				x	1
Silverado 3500	2001	2010	4WD		52212		x	1	52202					

## Chevrolet- Van

Astro Van	1985	1995		All models with mono-leaf suspensions; may require exhaust modification					59504	50272				2
Astro Van	1995	2005		All models with steel multi-leaf suspension					59521	50269				2
Express G-1500 1/2 Ton Van	1996	2002							59526	50256				2
Express G-2500 Heavy Duty	1996	2013		Over 7,300 GVWR. Boxed frame					57205	50252	88205	84252		2
Express G-2500 Light Duty	1996	2002		7,300 GVWR and under					59526	50256				2
G-10 1/2 Ton Van	1970	1995		59526 may not fit with rear air or heat	81560	81260	x	1	59526	50256				2
G-20, G-30 3/4 & 1 Ton Van	1970	1995			81560	81260	x	1	57105	50284	88105	84264		2
G-3500 Commercial Chassis	1998	2012		C-Channel frame					57245	50252	88245	84252	x	2
G-3500 Passenger Van Only	1996	2013		Boxed frame					57205	50252	88205	84252		2
Lumina APV Van	1990	1996							60751	60251			x	1



Don't see a vehicle listed?  
Call (800) 248-0892



No frame  
drilling required.



Install time  
(by hour)

## Adjustable Load Support Applications

Model	Start Year	End Year	Drive	Notes	Front Kit	Front Repl. Bag			Standard		Ultimate	Ultimate		
									Rear Kit	Rear Repl.	Rear Kit	Rear Repl.		
Venture	1997	2005							60748	60248			x	1
<b>Chrysler- Car</b>														
Imperial, New Yorker, 5th Avenue, Landau & Salon	1990	1994							60776	60276			x	1
LeBaron, LeBaron G.T.S., TC by Maserati	1982	1995		Including LeBaron GTS station wagon					60776	60276			x	1
New Yorker, Town & Country	1984	1989							60776	60276			x	1
PT Cruiser	2001	2010							60788	60288			x	1
<b>Chrysler- Van</b>														
Town & Country	1984	2000		Except all wheel drive; no fit with rear air/heat lines behind axle					59520	50254				2
Town & Country	2001	2003		Except all wheel drive					59560	50254				2
Town & Country	2005	2006		Except all wheel drive					59547	50254				2
Town & Country	2007	2007		No fit due to suspension design change										
Town & Country	2008	2013	2WD						60814	60314				2
Aspen	2004	2009	4WD						60808	60308			x	1
<b>Dodge- Car</b>														
Colt	1979	1986		Sedan only					60787	60287			x	1
400, 600 Daytona, Lancer	1982	1994							60776	60276			x	1
Shadow	1987	1994							60776	60276			x	1
Spirit & Dynasty	1990	1994							60776	60276			x	1
<b>Dodge- Truck/SUV</b>														
D-150 1/2 Ton Pickup, W-100, 150 1/2 Ton Pickup	1969	1993	2&4	Requires 6" between tire and frame					59501	50203				2
D-150 1/2 Ton Pickup, W-100, 150 1/2 Ton Pickup	1969	1993	2&4	For heavy loads or commercial use; Requires 8" between tire and frame					57215	50201	88215	84201		2
D-250 3/4 and 1 Ton Pickup	1969	1993	2&4	Requires 8" between tire and frame					57215	50201	88215	84201		2
Dakota	1987	2002	2WD						59508	50203				2
Dakota	1987	2004	4WD	Requires 6" between tire and frame					59501	50203				2
Dakota	2003	2004	2WD						59528	50202				2
Dakota	2005	2011	2&4						59555	50203				2
Dakota RT	2000	2001	2WD	Requires 6" between tire and frame					59501	50203				2
Durango	1998	2002	4WD						59529	50202				2
Durango	2001	2002	2WD						59503	50208				2
Durango	2003	2004	4WD	With leaf springs					59532	50254				2
Durango	2004	2009	4WD	With coil springs					60808	60308			x	1
Durango	2011	2013	AWD	Does not fit Durango Heat and RT applications					60824	60324			x	1
Nitro	2007	2011	2&4						60820	60240				1
Ram 1500 1/2 Ton Pickup	1994	2001	2&4	Requires 6" between tire and frame. Front kit fits 2WD only.	80765	80265	x	1	59501	50203				2
Ram 1500 1/2 Ton Pickup	1994	2001	2&4	For heavy loads or commercial use; Requires 8" between tire and frame					57215	50201	88215	84201		2
Ram 1500 1/2 Ton Pickup	2002	2008	2&4	Requires 6" between tire and frame					59551	50203				2
Ram 1500 1/2 Ton Pickup	2009	2013	2&4	Does not fit if vehicle is equipped with factory air suspension					60818	60318			x	2
Ram 2500	2003	2013	2WD	Will fit most side-mount fifth wheel hitch applications. Does not fit the cab and chassis applications.					57297	50294	88297	84294	x	2
Ram 2500	2003	2013	4WD	Will fit most side-mount fifth wheel hitch applications. Does not fit the cab and chassis applications.					57295	50293	88295	84293	x	2
Ram 2500 3/4 Ton Pickup	1994	2002	2&4	Requires 8" between tire and frame; Front kit fits 2WD only	80765	80265	x	1	57215	50201	88215	84201		2
Ram 3500	2003	2013	2WD	Fits single rear wheel (SRW) and dual rear wheel (DRW) models. Will fit most side-mount fifth wheel hitch applications. Does not fit cab & chassis applications.					57297	50294	88297	84294	x	2

For added convenience add an on-board air compressor system.  
See page 22 for more details.



## Adjustable Load Support Applications

Model	Start Year	End Year	Drive	Notes	Front Kit	Front Repl. Bag			Standard		Ultimate	Ultimate		
									Rear Kit	Rear Repl.	Rear Kit	Rear Repl.		
Ram 3500	2003	2013	4WD	Fits single rear wheel (SRW) and dual rear wheel (DRW) models. Will fit most side-mount fifth wheel hitch applications. Does not fit cab & chassis applications.					57295	50293	88295	84293	x	2
Ram 3500 1 Ton Pickup	1994	2002	2&4	Except comm. cab & chassis. Requires 8" between tire and frame; Front kit fits 2WD only	80765	80265	x	1	57215	50201	88215	84201		2
Ram 50	1979	1993	2WD						59503	50208				2
Ramcharger	1974	1993	2&4	Requires 6" between tire and frame					59501	50203				2
W-250 3/4 and 1 Ton Pickup	1969	1993	2&4	Requires 8" between tire and frame					57215	50201	88215	84201		2
W-350 1 Ton Pickup	1969	1993		Requires 8" between tire and frame					57215	50201	88215	84201		2

## AirCELL Non-adjustable Load Support for Dodge Trucks

Ram 1500	1994	2001	4WD						52206				x	1
Ram 1500	2002	2005	2&4						52204				x	1
Ram 1500	2006	2008	2&4	Regular, Quad, and Mega cab					52206				x	1
Ram 1500	2009	2013	2 & 4						52205				x	1
Ram 2500 HD	1994	2002	4WD		52211		x	1						
Ram 2500 HD	2000	2002	4WD						52213				x	1
Ram 2500	2002	2013	4WD		52211		x	1						
Ram 2500	2003	2013	2&4						52204				x	1
Ram 3500	1994	2012	4WD		52211		x	1						
Ram 3500	2000	2002	4WD						52213				x	1
Ram 3500	2000	2002	2&4	Commercial chassis					52213				x	1
Ram 3500	2003	2006	4WD	Commercial chassis OEM box delete					52204				x	1
Ram 3500	2003	2013	2&4						52204				x	1
Ram 3500	2007	2013	4WD	Commercial chassis					52204				x	1

## Dodge- Van

B-100, 150, 1500 1/2 Ton Van	1971	2004							57105	50284	88105	84264		2
B-200, 250, 300, 2500, 3500 1/2, 3/4 & 1 Ton Van	1971	2004							57105	50284	88105	84264		2
Caravan, Grand Caravan	2001	2003		Except all wheel drive					59560	50254				2
Caravan, Grand Caravan	1984	2000		Except all wheel drive; no fit with rear air/heat lines behind axle					59520	50254				2
Caravan, Grand Caravan	2005	2006		Except all wheel drive					59547	50254				2
Caravan, Grand Caravan	2007	2007		No fit due to suspension design change										
Caravan, Grand Caravan	2008	2013	2WD	Caravan is no longer offered in '08					60814	60314				2
Sprinter 2500 SRW	2003	2013	2WD	Single rear wheel.					57147	50252	88147	84252		1

## Ford- Car

Crown Victoria	1998	2007							60798	60298			x	1
Crown Victoria, Country Squire	1983	1987							60769	60269			x	1
Focus Sedan	2000	2006		Excluding station wagon					60723	60223			x	1
Focus Station Wagon	2000	2007							60724	60224			x	1
Mustang	1979	2004							60797	60297			x	1
Mustang	2005	2013	2WD						60741	60341			x	1
Mustang "Drag Bags"	2005	2011	2WD						60841	60341			x	1
Taurus Station Wagon	1986	2005							60776	60276			x	1
Taurus SHO	2010	2013							60821	60321				1
Thunderbird	1992	1997							60776	60276			x	1
Thunderbird	1989	1991							60789	60289			x	1

## Ford- Truck/SUV

Bronco	1980	1996	4WD	Requires 6" between tire and frame	80590	80290	x	2	59501	50203				2
Bronco II	1983	1990	4WD	Requires 6" between tire and frame	80777	80277	x	2	59501	50203				2
Edge	2007	2013	2&4						60819	60319				3.5
Escape	2001	2012	2&4						60796	60296				1
Excursion	2000	2004	2WD		80590	80290	x	2	57132	50252	88132	84252	x	2
Excursion	2000	2005	4WD	LoadLifter 5000 Ultimate Front Kit: 88154; Ultimate Replacement Kit: 84252	57154	50252		2	57340	50251	88340	84251		2



Don't see a vehicle listed?  
Call (800) 248-0892



No frame  
drilling required.



Install time  
(by hour)

## Adjustable Load Support Applications

Model	Start Year	End Year	Drive	Notes	Front Kit	Front Repl. Bag			Standard		Ultimate Rear Kit	Ultimate Rear Repl.		
									Rear Kit	Rear Repl.				
Expedition	1997	2002	4WD						61792	61292			x	1
Explorer	1991	1994	4WD		80777	80277	x	2	59506	50254				2
Explorer	1995	1997	2WD	Without automatic ride control option					59514	50260				2
Explorer	1995	2001	4WD	Without automatic ride control option					59514	50260				2
Explorer	2011	2013		Fits D3 and D4 Chassis					60821	60321				1
Explorer Sport	1998	2001	4WD						59514	50260				2
Explorer Sport Trac	2001	2005	4WD						59534	50262				2
Flex	2009	2013	2&A						60821	60321				1
F-100, 150 1/2 Ton Pickup	1968	1996	2WD	Requires 6" between tire and frame	80590	80290	x	2	59501	50203				2
F-100, 150 1/2 Ton Pickup	1968	1996	2WD	For heavy loads or commercial use; Requires 8" between tire and frame					57215	50201	88215	84201		2
F-100, 150 1/2 Ton Pickup	1966	1979	4WD	Requires 6" between tire and frame	80523	80223		2	59501	50203				2
F-100, 150 1/2 Ton Pickup	1966	1979	4WD	For heavy loads or commercial use; Requires 8" between tire and frame					57215	50201	88215	84201		2
F-100, 150 1/2 Ton Pickup	1980	1996	4WD	Requires 6" between tire and frame	80590	80290	x	2	59501	50203				2
F-100, 150 1/2 Ton Pickup	1980	1996	4WD	For heavy loads or commercial use; Requires 8" between tire and frame					57215	50201	88215	84201		2
F-150 1/2 Ton Pickup	2004	2009	2&4	New body, excludes Heritage models.					59544	50270			x	1
F-150 1/2 Ton Pickup	2010	2013	2&4	New body, excludes Heritage models. Does not fit the F-150 Raptor					59568	50203			x	1
F-150 including Heritage	1997	2004	2&4	With 5th wheel hitch; Requires 6" between tire and frame					59542	50203				2
F-150 including Heritage 1/2 Ton Pickup	1997	2004	2&4	Including Lightning & Harley Davidson; Requires 6" between tire and frame; Short box, extended cab, with fifth wheel hitch use kit #59542 instead					59501	50203				2
F-250 3/4 Ton Pickup	1969	1979	2WD	Under 7,500 GVWR; Requires 8" between tire and frame	80590	80290	x	2	57215	50201	88215	84201		2
F-250 3/4 Ton Pickup	1970	1979	2WD	7,500 GVWR & Over; Requires 8" between tire and frame	80531	80231	x	2	57215	50201	88215	84201		2
F-250 3/4 Ton Pickup	1980	1996	2WD	Requires 8" between tire and frame	80590	80290	x	2	57215	50201	88215	84201		2
F-250 3/4 Ton Pickup	1980	1997	4WD	97 Heavy Duty Over 8,600 GVWR Only; Requires 8" between tire and frame	59511	50203		3	57215	50201	88215	84201		2
F-250 Heavy Duty 3/4 Ton Pickup	1997	1997	2WD	7,500 GVWR & Over; Requires 8" between tire and frame	80590	80290	x	2	57215	50201	88215	84201		2
F-250 Light Duty 3/4 Ton Pickup	1997	1998	2&4	Under 7,500 GVWR				2	57215	50201	88215	84201		2
F-250 Super Duty 3/4 Ton Pickup	1999	2004	2WD	8,800 GVWR; Requires 8" between tire and frame	80590	80290	x	2	57215	50201	88215	84201		2
F-250 & F-350 Super Duty 3/4 & 1 Ton Pickup	1999	2004	2&4	Requires 8" between tire and frame; Front kit fits 4WD only. <b>LoadLifter 5000 Ultimate Front Kit:</b> 88154; <b>Ultimate Replacement Kit:</b> 84252	57154	50252		2	57215	50201	88215	84201		2
F-250 & F-350 Super Duty	2005	2010	2&4	No 5th wheel hitch or with Reese 5th wheel hitch-except Reese "Signature Series" or Reese hitches with custom rail kit installations; or no hitch.	80537	80237			57212	50201	88212	84201		2
F-250, F-350 & F-450 Underframe Mounting	2011	2013	2WD						57395		88395	84201	x	3
F-250, F-350 & F-450 Underframe Mounting	2011	2013	4WD						57396		88396	84201	x	3
F-350 1 Ton Pickup	1970	1979	2WD	Requires 8" between tire and frame	80531	80231	x	2	57215	50201	88215	84201		2
F-350 1 Ton Pickup	1980	1997	4WD	Excl. Super HD chassis; Requires 8" between tire and frame; Will not fit with stabilizer bar	59511	50203		3	57215	50201	88215	84201		2
F-350 1 Ton Pickup	1980	1997	2WD	Requires 8" between tire and frame	80590	80290	x	2	57215	50201	88215	84201		2

For added convenience add an on-board air compressor system.

See page 22 for more details.



## Adjustable Load Support Applications

Model	Start Year	End Year	Drive	Notes	Front Kit	Front Repl. Bag			Standard		Ultimate Rear Kit	Ultimate Rear Repl.		
									Rear Kit	Rear Repl.				
F-350 Super Duty 1 Ton Pickup	1999	2004	2WD	11,200 GVWR & Under; Requires 8" between tire and frame	80590	80290	x	2	57215	50201	88215	84201		2
F-450, F-550 Commercial Vehicle	1994	2004	2&4	Requires 9" between tire and frame. <b>LoadLifter 5000 Ultimate Front Kit:</b> 88154; Ultimate Replacement Kit: 84252	57154	50252	x	2	57345	50229				2
F-450, F-550 Commercial Vehicle <b>Call for 2013 vehicle application</b>	2005	2012	2&4	Requires 9" between tire and frame. Typically sold as cab & chassis (straight frame)	80539	80239		2	57345	50229				2
F-450 Pickup (non-commercial chassis)	2008	2010	2&4	Front kit fits 4WD only	80537	80237	x	1	57347	50201	88347	84201	x	1
Ranger	1983	1994	4WD		80777	80277	x	2	59516	50259				2
Ranger	1995	1997	2WD		80777	80277	x	2	59516	50259				2
Ranger	1995	1997	4WD		80754	80254	x	2						
Ranger	1998	2011	2&4						59516	50259				2

### Ford Trucks with In-Bed Hitches

F-250, F-350 & F-450 Underframe Mounting w/ In Bed Hitch Applications	2011	2013	2WD	Fits single rear wheel (SRW) and dual rear wheel (DRW) models. Will fit most side-mount fifth wheel hitch applications. Does not fit cab & chassis applications.	80537	80237	x	1	57395	50201	88395	84201	x	3
F-250, F-350 & F-450 Underframe Mounting w/ In Bed Hitch Applications - <b>MOST POPULAR!</b>	2011	2013	4WD	Fits single rear wheel (SRW) and dual rear wheel (DRW) models. Will fit most side-mount fifth wheel hitch applications. Does not fit cab & chassis applications.	80537	80237	x	1	57396	50201	88396	84201	x	3
F-250, F-350 Underframe Mounting w/ In Bed Hitch Applications	2005	2010	2WD	Fits single rear wheel (SRW) and dual rear wheel (DRW) models. Will fit most side-mount fifth wheel hitch applications. Does not fit cab & chassis applications.					57397	50201	88397	84201	x	2
F-250, F-350 Underframe Mounting w/ In Bed Hitch Applications	2005	2010	4WD	Fits single rear wheel (SRW) and dual rear wheel (DRW) models. Will fit most side-mount fifth wheel hitch applications. Does not fit cab & chassis applications. Will not fit with Una-Goose hitch.					57398	50201	88398	84201	x	2
F-250 & F-350	2005	2010	2&4	No 5th wheel hitch or with Reese 5th wheel hitch-except Reese "Signature Series" or Reese hitches with custom rail kit installations. Front kit fits 4WD only.	80537	80237	x	1	57212	50201	88212	84201		2
F-250 & F-350 Underframe Mounting w/ In Bed Hitch Applications	1999	2004	2WD	Fits single rear wheel (SRW) and dual rear wheel (DRW) models. Will fit most side-mount fifth wheel hitch applications. Does not fit cab & chassis applications.					57393	50201	88393	84201	x	3
F-250, F-350 4WD Underframe Mounting, fits Fifth Wheel & Gooseneck Hitches	1999	2004	4WD	Fits single rear wheel (SRW) and dual rear wheel (DRW) models. Will fit most side-mount fifth wheel hitch applications. Does not fit cab & chassis applications.					57390	50201	88390	84201	x	2
F-250 & F-350	1999	2007	2&4	Only fits B&W hitch part #1105 and #1199R in 49" position with minor modifications to both B&W and Air Lift's upper brackets	Will select either Kit #80590 or 80537 depending on model year and drive (see above)		x	1	57291	50201	88291	84201	x	2
F-250 & F-350 Super Duty	1971	2004	2&4	With Reese 5th wheel hitch					57298	50201	88298	84201		2

### AirCELL Non-adjustable Load Support for Ford Trucks

F-150	1970	1996	2&4						52215				x	1
F-150	2004	2012	2&4	Excludes heritage, Lincoln Mark LT					52218				x	1
F-250	1970	2012	2&4						52215				x	1
F-250	1970	1998	4WD						52215				x	1
F-250	2001	2004	4WD	Without snow prep.	52209		x	1						
F-250	2001	2004	4WD						52215				x	1



Don't see a vehicle listed?  
Call (800) 248-0892



No frame  
drilling required.



Install time  
(by hour)







## Adjustable Load Support Applications

Model	Start Year	End Year	Drive	Notes	Front Kit	Front Repl. Bag			Standard		Ultimate Rear Kit	Ultimate Rear Repl.		
									Rear Kit	Rear Repl.				
F-250	2005	2012	2&4						52215				x	1
F-350	1970	2012	2&4						52215				x	1
F-350	1999	2000	4WD	Without snow prep.	52209		x	1						
F-250, F-350	1999	2004	4WD		52208		x	1						
F-250, F-350	2005	2012	4WD		52207		x	1						
<b>Ford- Van</b>														
Aerostar	1986	1997							60738	60238			x	1
E-150 1/2 Ton Van <i>Call for 2013 vehicle application</i>	1996	2012		Requires 6" between tire and frame	80545	80245	x	1	59526	50256				2
E-450, E-Super Duty Commercial Chassis	1996	2011	2WD	57242 is a side mount kit. Make sure there are no propane or other lines on the outside of the frame that may interfere with mounting the upper bracket. If they exist use kit #57131.	80531	80231		1	57242	50251	88242	84251		2
E-250, E-350 3/4 & 1 Ton Van <i>Call for 2013 vehicle application</i>	1975	2012	2WD						57138	50284	88138	84264		2
Freestar	2004	2007							60702	60202			x	1
Transit Connect <i>Call for 2013 vehicle application</i>	2010	2012							59569	50711				1.5
Windstar	1994	2003							60799	60299			x	1
<b>Freightliner/Mercedes</b>														
Sprinter 2500	2003	2011	2WD						57147	50252	88147	84252		1
<b>GMC- Truck/SUV</b>														
Acadia	2007	2013	F&A						60816	60316				2
C & K -1500 & K-1500 1/2 Ton Pickup Regular Cab	1988	1998	2&4	For heavy loads or commercial use; With axle to frame dimension of 7.25" or less use kit #57128					57216	50201	88216	84201		2
C & K -1500 & K-1500 1/2 Ton Pickup Regular Cab	1988	1998	2&4	Requires 6" between tire and frame					59501	50203				2
C & K-2500 3/4 Ton Pickup	1988	2000	2&4	With axle to frame dimension of 7.25" or less use kit #57128					57216	50201	88216	84201		2
C-10 1/2 Ton Pickup	1973	1987	2WD		81560	81260	x	1	59527	50203				2
C-1500 1/2 Ton Pickup	1973	1987	2WD	For heavy loads or commercial use; Requires 8" between tire and frame					57215	50201	88215	84201		2
C-1500 1/2 Ton Pickup Extended Cab	1988	1998	2WD	Requires 6" between tire and frame					59501	50203				2
C-1500 1/2 Ton Pickup Extended Cab	1988	1998	2WD	For heavy loads or commercial use					57128	50252	88128	84252		2
C-2500 3/4 Ton Pickup	1973	1987	2WD	Requires 8" between tire and frame	81560	81260	x	1	57215	50201	88215	84201		2
C-3500 1 Ton Pickup	1968	1987	2WD	Requires 8" between tire and frame	81560	81260	x	1	57215	50201	88215	84201		2
C-3500 1 Ton Pickup	1988	2000	2&4	Under 11,000 GVWR; With axle to frame dimension of 7.25" or less use kit #57128					57216	50201	88216	84201		2
Canyon Z71 <i>Call for 2013 vehicle application</i>	2004	2012	2WD						59539	50203				1
Canyon Z85	2004	2006	2WD						59546	50254			x	1
Canyon Z71 & Z85 <i>Call for 2013 vehicle application</i>	2004	2012	4WD						59539	50203			x	1
Envoy, Envoy EXT	2002	2009	4WD	Except factory air spring option					60779	60279			x	1
Jimmy	1969	1991	4WD	Requires 6" between tire and frame	59512	50272		3	59501	50203				2
Jimmy	1973	1991	2WD	Requires 6" between tire and frame	81560	81260	x	1	59501	50203				2
K-1500 1/2 Ton Pickup	1973	1987	4WD	For heavy loads or commercial use; Requires 8" between tire and frame					57237	50201	88237	84201		2
K-1500 1/2 Ton Pickup	1973	1987	4WD	Requires 6" between tire and frame	59512	50272		3	59501	50203				2
K-2500 3/4 Ton Pickup	1973	1987	4WD	Requires 8" between tire and frame	59512	50272		3	57237	50201	88237	84201		2

For added convenience add an on-board air compressor system.  
See page 22 for more details.



## Adjustable Load Support Applications

Model	Start Year	End Year	Drive	Notes	Front Kit	Front Repl. Bag			Standard		Ultimate Rear Kit	Ultimate Rear Repl.		
									Rear Kit	Rear Repl.				
K-3500 1 Ton Pickup	1973	1987	4WD	Requires 8" between tire and frame	59512	50272		3	57237	50201	88237	84201		2
S-15 Jimmy 2 Door Only	1982	2000	2WD						59535	50256				2
S-15 Jimmy 2 Door Only	1983	2002	4WD						59535	50256				2
S-15 Jimmy 4 Door Only	1995	2002	2&4						59536	50254				2
S-15 Pickup, Sonoma	1983	1993	4WD	All models					59529	50202				2
S-15 Pickup, Sonoma	1982	2003	2WD						59529	50202				2
S-15 Pickup, Sonoma	1994	2004	4WD	All models without track bar					59531	50259				2
Sierra 1500 Classic GMT 800 series	1999	2007	2&4	Requires 6" between tire and frame					59501	50203				2
Sierra 1500 GMT 900 series	2007	2013	2&4	Fits 69.3" & 78" bed only (does not fit work truck model)					59565	50203			x	1
Sierra 1500 GMT 900 series	2007	2013	2&4	Fits 97.8" bed lengths only					59567	50203			x	1
Sierra 1500HD	2001	2008	2&4	Requires 6" between tire and frame					59501	50203				2
Sierra 1500HD	2001	2008	2&4	For heavy loads or commercial use. Will fit most side-mount fifth wheel applications.					57250	50201	88250	84201	x	2
Sierra 2500 3/4 Ton Pickup	1999	2004	2&4	Except 2500 HD; will fit with most side-mount fifth wheel hitch applications. Will not fit with Quadrateer.					57250	50201	88250	84201	x	2
Sierra 2500HD & 3500 1 Ton Pickup	2001	2010	2&4	Fits single rear wheel (SRW) and dual rear wheel (DRW) models. Will fit most side-mount fifth wheel applications. Will not fit cab & chassis; Will not fit with Quadrateer					57275	50290	88275	84290	x	2
Sierra 2500HD & 3500HD 1 Ton Pickup	2011	2013	2&4	Fits single rear wheel (SRW) and dual rear wheel (DRW) models. Will fit most side-mount fifth wheel applications. Will not fit cab & chassis.					57338	50297	88338	84297	x	1.5
Sierra 3500 Commercial Cab & Chassis	2001	2010							57286	50290	88286	84290	x	1.5
Suburban	1973	1991	2WD	May require exhaust modification	81560	81260	x	1	57221	50201	88221	84201		2
Suburban	1973	1991	4WD	May require exhaust modification	59512	50272		3	57221	50201	88221	84201		2
Suburban 1500 1/2 Ton	1992	1999	2&4						59518	50259				2
Suburban 2500 3/4 Ton	1992	1999	2WD						57129	50252	88129	84252		2
Suburban 2500 3/4 Ton	1992	1999	4WD						57217	50201	88217	84201		2
Suburban 2500 3/4 Ton	2000	2009	4WD	With leaf springs; Requires 6" between the tire and frame					59526	50256				2
Yukon 2 Door Only	1992	1997	4WD						59518	50259				2
Yukon 4 Door	1995	2000	2&4	With leaf springs					59518	50259			x	2
Yukon or Yukon XL 1500	2000	2013	2&4	With coil springs; Will not fit factory-installed auto-leveling option					60769	60269			x	1
Yukon XL 2500 3/4 Ton	2000	2009	4WD	With leaf springs; Requires 6" between tire and frame					59526	50256				2
<b>AirCELL Non-adjustable Load Support for GMC Trucks</b>														
C-2500HD	2001	2010	2&4						52213				x	1
C-3500	2007	2010	2&4	Commercial chassis					52202				x	1
C-3500HD Commercial Chassis	2001	2010	2&4						52213				x	1
K-20 — K2500	1996	2000	4WD	With cast lower control arm	52212		x	1						
K-30 — K3500	1996	2000	4WD	With cast lower control arm	52212		x	1						
Sierra 1500	1999	2013	2&4	Non-HD					52203				x	1
Sierra 1500	1999	2006	4WD	Four door					52202				x	1
Sierra 1500 HD	1999	2013	2&4		52212				52202				x	1
Sierra 2500, 2500HD	1999	2010	2&4		52212				52202				x	1
Sierra 3500	1999	2010	2&4		52212				52202				x	1
<b>GMC- Van</b>														
G-15 1/2 Ton Van	1970	1995		Requires 6" between tire and frame; May not fit with rear air/heat	81560	81260	x	1	59526	50256				2
G-25, G-35 3/4 & 1 Ton Van	1970	1995			81560	81260	x	1	57105	50284	88105	84264		2



Don't see a vehicle listed?  
Call (800) 248-0892



No frame  
drilling required.



Install time  
(by hour)





## Adjustable Load Support Applications

Model	Start Year	End Year	Drive	Notes	Front Kit	Front Repl. Bag	🔧	🔧	Standard		Ultimate Rear Kit	Ultimate Rear Repl.	🔧	🔧
									Rear Kit	Rear Repl.				
Safari Van	1985	1995		With mono-leaf suspension; May require exhaust modification					59504	50272				2
Safari Van	1995	2004		With steel multi-leaf suspensions					59521	50269				2
Savana G-1500 1/2 Ton Van	1996	2002		Requires 6" between tire and frame					59526	50256				2
Savana G-2500	1996	2002		Requires 6" between tire and frame; 7,300 GVWR and under					59526	50256				2
Savana G-2500 & G-3500	1996	2013	2WD	Passenger van only. Boxed frame					57205	50252	88205	84252		2
<b>Honda</b>														
Odyssey	1999	2004							60740	60240			x	1
Odyssey	2005	2012	F&A	Fits front and all wheel drive.					60815	60315				2
Passport	1998	2002							60797	60297			x	1
Pilot	2003	2004							60740	60240			x	1
Pilot	2005	2009	F&A	Fits front and all wheel drive					60815	60315				2
<b>Hummer</b>														
Hummer H2/SUT Truck	2003	2009	4WD	Will not fit factory installed auto leveling option					60769	60269			x	1
Hummer H3/H3 Truck	2006	2010	4WD						59563	50203				1
<b>Hyundai</b>														
Santa-Fe	2001	2006							60727	60227			x	1
<b>Infiniti</b>														
QX4	1997	2004	4WD						60742	60242			x	1
<b>Isuzu</b>														
Amigo	1990	1993							59503	50208				2
Amigo	1998	1999							60797	60297			x	1
Axion	2002	2004							60797	60297			x	1
Pickup	1980	1994	2WD						59529	50202				2
Pickup	1995	1995	2WD						59502	50255				2
Pickup, Hombre	1996	2000	2WD						59529	50202				2
Rodeo	1991	1994							59503	50208				2
Rodeo	1998	2003							60797	60297			x	1
Trooper	1992	2002							60783	60283			x	1
Trooper II	1985	1991							59503	50208				2
Vehicross	1999	1999							60797	60297			x	1
<b>Jeep/Eagle</b>														
CJ Series & Scrambler	1972	1986							59503	50208				2
Comanche	1986	1993			80702	80202	x	2	59503	50208				2
Commander	2006	2010	4WD	No fit for front kit					60811	60311			x	1
Custom & Grand Wagoneer	1984	1991							59507	50269				2
Eagle Summit	1992	1993		Station wagon only					60776	60276			x	1
Grand Cherokee	1999	2004							60754	60254			x	1
Grand Cherokee	2005	2010	4WD	Does not fit SRT models					60811	60311			x	1
Grand Cherokee	2011	2013	2&4	Does not fit Jeep Quadra-Lift equipped and SRT-8 vehicles					60825	60325			x	1
Grand Wagoneer, Grand Cherokee	1992	1998		Except "Up Country" models	80702	80202	x	2	60795	60295			x	1
Liberty	2002	2007	2&4						60777	60277			x	1
Liberty	2008	2012	2&4						60820	60240				1
Wagoneer, Cherokee	1992	2002		Also fits Sport model					59507	50269				2
Wrangler (including Rubicon)	1997	2006			80702	80202	x	2	60811	60311				1
Wrangler	2007	2013	2&4	including Unlimited 4-door					60817	60317			x	1
XJ-Wagoneer, XJ-Cherokee, Pioneer	1984	1991			80702	80202	x	2	59507	50269				2
<b>Kia</b>														
Sedona Van	2002	2005							60763	60263			x	1
Sorento	2003	2006							60792	60292			x	1
Sorento	2007	2009							60822	60322			x	1
Sportage	1997	2003							60752	60252			x	1
<b>LandRover</b>														
Defender	1994	1997		USA only					61741	61241			x	2
<b>Lexus</b>														
LX 450-470	1996	2002							60728	60228			x	1

For added convenience add an on-board air compressor system.  
See page 22 for more details.



## Adjustable Load Support Applications

Model	Start Year	End Year	Drive	Notes	Front Kit	Front Repl. Bag			Standard		Ultimate Rear Kit	Ultimate Rear Repl.		
									Rear Kit	Rear Repl.				
<b>Lincoln- Car</b>														
Continental	1982	1988		Excl. vehicles w/ factory air suspension					60783	60283			x	1
Mark VII	1984	1987		Excl. vehicles w/ factory air suspension					60783	60283			x	1
Towncar	1980	1989							60769	60269			x	1
<b>Lincoln- Truck</b>														
Mark LT	2005	2009	2&4						59544	50270			x	1
MKX	2007	2013	2&4						60819	60319				3.5
MKS	2010	2013	2&4						60821	60321				1
MKT	2010	2013	2&4						60821	60321				1
<b>Mazda</b>														
MPV Van	1989	1995							60759	60259			x	1
MPV Van	1996	1998							60776	60276			x	1
Navajo	1991	1994	4WD		80777	80277	x	1	59506	50254				2
Pickup	1972	1993	2&4	All models					59503	50208				2
Pickup	1994	1997	2WD	All models	80777	80277	x	1	59516	50259				2
Pickup	1994	1997	4WD	All models	80754	80254	x	1	59516	50259				2
Pickup	1998	2010	2&4	All models.					59516	50259				2
Tribute	2001	2012	2&4						60796	60296				1
<b>Mercury- Car</b>														
Cougar	1989	1991							60789	60289			x	1
Cougar	1992	1997							60776	60276			x	1
Grand Marquis	1998	2006							60798	60298			x	1
Grand Marquis, Colony Park	1983	1997		Including station wagon					60769	60269			x	1
Sable Station Wagon	1986	2005							60776	60276			x	1
<b>Mercury- Van/SUV</b>														
Monterey	2004	2007							60702	60202			x	1
Mountaineer	1996	2001	2&4	Without automatic ride control option					59514	50260				2
Villager	1993	2002							59510	50255				2
<b>Mitsubishi</b>														
Expo	1992	1993							60776	60276			x	1
Montero	1990	2000							60747	60247			x	1
Montero Sport	1997	1998	4WD						59503	50208				2
Montero Sport	1999	2004	4WD						60747	60247			x	1
Pickup	1983	1993	2WD						59529	50202				2
Raider	2006	2009	2&4						59555	50203				2
<b>Nissan</b>														
Frontier	1998	1998	2WD						59503	50208				2
Frontier	1998	2000	4WD						59506	50254				2
Murano	2003	2013	2&4						60774	60274			x	1
Pathfinder	1987	1995	4WD						60783	60283			x	1
Pathfinder	1996	2004	4WD						60742	60242			x	1
Pathfinder	2005	2012	4WD						60810	60310			x	1
Pathfinder Armada	2004	2006	4WD						60807	60307			x	1
Pickup	1969	1997	2WD						59529	50202				2
Pickup	1969	1997	4WD						59506	50254				2
Quest	1993	2002	2WD						59510	50255				2
Quest	2004	2009	2WD						60806	60306			x	1
Titan	2004	2012	2&4						59554	50256				1
<i>Call for 2013 vehicle application</i>														
Xterra	2005	2012	4WD						59562	50259				1
<i>Call for 2013 vehicle application</i>														
<b>Oldsmobile- Car</b>														
Achieva	1992	1998							60789	60289			x	1
Aurora	1995	2004							60776	60276			x	1
Custom Cruiser Station Wagon	1977	1993							60755	60255			x	1
Custom Cruiser Station Wagon	1984	1995	FWD						60797	60297			x	1
Cutlass	1964	1966		Including station wagon and Vista Cruiser					60750	60250			x	1
Cutlass Calais	1985	1991	FWD						60789	60289			x	1
Cutlass Calais	1982	1996							60797	60297			x	1
Cutlass, Cutlass Supreme, Calais	1973	1987		Excluding station wagon					60733	60233			x	1
Cutlass, F-85, 442	1967	1972		Excluding station wagon					60744	60244			x	1
Delta 88, 98, Regency	1985	1999	FWD						60798	60298			x	1



Don't see a vehicle listed?  
Call (800) 248-0892







No frame  
drilling required.



Install time  
(by hour)

## Adjustable Load Support Applications





Model	Start Year	End Year	Drive	Notes	Front Kit	Front Repl. Bag			Standard		Ultimate Rear Kit	Ultimate Rear Repl.		
									Rear Kit	Rear Repl.				
LS Sedan	1996	1999							60798	60298			x	1
<b>Oldsmobile- SUV/Van</b>														
Bravada	1991	1994							59503	50208				2
Bravada	2002	2004		Except factory air spring option					60779	60279			x	1
Bravada, 4 Door	1996	2001		No fit for '97					59536	50254				3
Silhouette	1990	1996							60751	60251			x	1
Silhouette APV	1997	2004							60748	60248			x	1
<b>Plymouth- Car</b>														
Acclaim	1989	1995							60776	60276			x	1
Reliant	1981	1994							60776	60276			x	1
Sundance	1987	1993							60776	60276			x	1
<b>Plymouth- Van</b>														
Voyager, Grand Voyager	1984	2000		Except all wheel drive; no fit with rear air/heat lines behind axle					59520	50254				2
Voyager, Grand Voyager	2001	2003		Except all wheel drive					59560	50254				2
<b>Pontiac- Car</b>														
6000	1982	1991							60797	60297			x	1
Bonneville	1987	1999	FWD						60798	60298			x	1
Bonneville	2000	2005							60776	60276			x	1
Firebird, Trans Am	1982	2002							60797	60297			x	1
Grand Am	1985	1998							60789	60289			x	1
Grand Am, Grand LeMans, LeMans	1973	1982		Including station wagon					60733	60233			x	1
Grand Prix	1965	1968							60733	60233			x	1
Grand Prix	1969	1972							60744	60244			x	1
Grand Prix	1973	1987							60733	60233			x	1
J-2000, Sunbird	1982	1994		Including station wagon					60789	60289			x	1
LeMans	1988	1992							60789	60289			x	1
LeMans, Tempest, GTO, GT37	1967	1972		Excluding station wagon					60744	60244			x	1
Safari Station Wagon	1987	1989							60755	60255			x	1
Tempest, GTO	1964	1966		Including station wagon					60750	60250			x	1
GTO	2004	2006							60846	60346			x	2
<b>Pontiac- Van</b>														
Transport APV Van	1990	1996							60751	60251			x	1
Transport APV Van, Montana	1997	2005							60748	60248			x	1
<b>Saab</b>														
99, 900	1970	1991							60756	60256			x	1
<b>Saturn</b>														
Outlook	2007	2011	F&A						60816	60316				2
Vue	2002	2006							60727	60227			x	1
<b>Scion</b>														
Scion xB	2005	2006							60774	60274			x	1
Scion xB <i>Call for 2013 vehicle application</i>	2008	2012							60823	60323			x	1
<b>Suzuki</b>														
Grand Vitara, Vitara, XL-7	1999	2005	4WD						60793	60293			x	1
Sidekick, 2 Door	1989	1998							60793	60293			x	1
<b>Toyota- Truck/SUV</b>														
4 Runner	1990	1995	4WD						60812	60312			x	1
4 Runner	1996	2002	2&4						60743	60243			x	1
4 Runner	2003	2011	4WD						60809	60309			x	1
Extended Cab Pickup	1969	1995	4WD						59517	50254				2
FJ Cruiser	2007	2013	4WD						60809	60309				2
Land Cruiser	1979	1990							59102	50272				2
Land Cruiser	1991	2006							60728	60228			x	1
Pickup	1969	1995	2WD						59502	50255				2
Pickup	1969	1995	4WD	Except extended cab					59502	50255				2
RAV4	1996	2000	2&4						60789	60289			x	1
Sequoia	2001	2007	2&4						60812	60312			x	1
Sequoia SR-5	2008	2010	2&4	Does not fit the auto leveling option					60786	60286			x	1
Sequoia <i>Call for 2013 vehicle application</i>	2011	2012	4WD	Does not fit Platinum platforms with air suspension					60826	60326			x	1

For added convenience add an on-board air compressor system.  
See page 22 for more details.





## Adjustable Load Support Applications

Model	Start Year	End Year	Drive	Notes	Front Kit	Front Repl. Bag			Standard		Ultimate Rear Kit	Ultimate Rear Repl.		
									Rear Kit	Rear Repl.				
T-100 Pickup	1993	1998	4WD						59503	50208				2
T-100 Pickup	1993	1998	2WD	All models					59502	50255				2
Tacoma	2005	2013	2WD	Will not fit Pre-Runner. Does not fit X-Runner models, or any other models, that have a rear sway bar.					59564	50256				1
Tacoma	1995	2004	2WD						59503	50208				2
Tacoma	1995	2004	4WD						59537	50256				2
Tacoma	2005	2013	4WD						59561	50254			x	1
Tacoma Pre-Runner	2005	2012	2WD	Axle below leaf spring					59561	50254			x	1
Tundra	2000	2006	2&4	Does not fit Tundra equipped w/ TRD package sporting 275/65-18 wheels & tires					59530	50291				1
Tundra	2007	2013	2&4	May not work with some 5th wheel hitches					57299	50264	88299	84264	x	1
<b>AirCELL Non-adjustable Load Support for Toyota Trucks</b>														
Tundra	2000	2012	2&4						52210				x	1
<b>Toyota- Van</b>														
Previa	1991	1996		All models					60739	60239				1
Sienna	1998	2003							60785	60285			x	1
Sienna	2004	2013	2&A						60732	60232			x	1
<b>Volkswagen</b>														
EuroVan	1985	2003							60789	60289			x	1
Routan	2008	2013	2WD						60814	60314				2



Don't see a vehicle listed?  
Call (800) 248-0892



No frame  
drilling required.







Install time  
(by hour)

### SlamAir Applications for Lowered Vehicles

Model	Start Year	End Year	Drive	Notes	2" - 4" Rear Kit	Replacement Bag	5" - 6" Rear Kit	Replacement Bag
<b>Chevrolet/GMC</b>								
1/2 Ton Full Size Truck	1988	1998	2WD		59103	50254	59106BT	50203
3/4 Ton Truck	1988	2000	2WD	Classic Only	no fit	no fit	59202	50207
1 Ton Truck	1988	2000	2WD		no fit	no fit	59202	50207
Astro Van	1995	2004	2WD	Multi-leaf	59111	50254	no fit	no fit
Blazer, Jimmy, Bravada	1982	2002	2WD		59102	50272	no fit	no fit
Silverado/Sierra 1/2 Ton Pickup	1993	2008	2WD	Except 1500 HD	59103	50254	no fit	no fit
Silverado/Sierra GMT 800	1999	2007	2WD	Fits 4-6" drops only	59209	50266	59209	50266
Silverado/Sierra GMT 900	2007	2011	2WD	Fits 4-6" drops only; Does not fit long bed	59209	50266	59209	50266
S-10/Sonoma Pickup	1982	2004	2WD		59102*	50272	no fit	no fit
S-10 Pickup Extreme	2000	2004	2WD		59102*	50272	no fit	no fit
<b>Ford</b>								
1/2 Ton Full Size Truck	1970	2004	2WD	For 2004, fits Heritage model only	59103	50254	no fit	no fit
F-150	2004	2013	2&4	New body, excludes Heritage models	59210	50266	59210	50266
<b>Dodge</b>								
1/2 Ton Full Size Truck	1969	2001	2WD		59103	50254	no fit	no fit
1500	2002	2008	2WD	Fits 4-6" drops only	59113	50259	59113	50259
<b>Lincoln</b>								
Mark LT	2005	2009	2&4		59210	50266	59210	50266
<b>Mazda</b>								
Pickup	1998	2009	2WD		59103	50254	no fit	no fit
<b>Toyota</b>								
Pickup 2WD	1969	1998	2WD		59102*	50272	no fit	no fit
Tacoma 2WD	1995	2004	2WD		59102*	50272	no fit	no fit

\*If top of leaf to bottom of the frame is less than 8.5" - use kit #59104

### Drag Bags Applications

Model	Start Year	End Year	Front Kit	Front Repl.			Rear Kit	Rear Repl.		
<b>Buick</b>										
Deluxe, Special, Skylark	1967	1972					60844	60244	x	1
Regal, Century, Gran Sport	1973	1987					60844	60244	x	1
<b>Chevrolet</b>										
Camaro Z-28, IROC-Z	1982	2002					60897	60297	x	1
Chevelle, Malibu, SS, "300"	1967	1972					60844	60244	x	1
Chevelle, Malibu, Laguna (incl. Station Wagon)	1973	1983					60844	60244	x	1
El Camino	1967	1987					60844	60244	x	1
Monte Carlo	1973	1988					60844	60244	x	1
Monte Carlo SS	1984	1988					60844	60244	x	1
<b>Ford</b>										
Mustang	1979	2004					60897	60297	x	1
Mustang	2005	2011					60841	60341	x	1
<b>Oldsmobile</b>										
Cutlass, F-85, 442 (excl. Station Wagon)	1967	1972					60844	60244	x	1
Cutlass	1973	1988					60844	60244	x	1
<b>Pontiac</b>										
Firebird, Trans Am	1982	2002					60897	60297	x	1
Grand Am, LeMans	1973	1982					60844	60244	x	1
Grand Prix	1969	1972					60844	60244	x	1
Grand Prix	1973	1987					60844	60244	x	1
GTO	2004	2006					60846	60346	x	1
GTO, LeMans, Tempest, Judge, Custom "S" (excl. station wagon)	1967	1972					60844	60244	x	1

For added convenience add an on-board air compressor system.  
See page 22 for more details.



Motorhome/RV/Step Van Applications													
Model	Start Year	End Year	Notes	Front Kit	Front Repl. Bag Only			Standard		Ultimate Rear Kit	Ultimate Rear Repl. Bag Only		
								Rear Kit	Rear Repl. Bag Only				
<b>Chevrolet</b>													
G-30 Class "C"	1970	1995		81560	81260	x	1	57105	50284	88105	84264		2
G-3500 Cutaway Chassis	1998	2012	No fit for '96-'97					57245	50252	88245	84252	x	2
G-4500 Cutaway Chassis	2009	2012						57245	50252	88245	84252	x	2
GP-30 Cutaway Chassis	1993	1995		81560	81260	x	1	57203	50284	88203	84284	x	2
5500 Cutaway Chassis/C4500	2004	2009						57292	50329				2
W20/W22/W24	2002	2009	GVWR 20,000-24,000. LoadLifter 5000 Ultimate Front Kit: 88101 ; Replacement Kit: 84252	57101	50252		1	57202	50201	88202	84201		2
Workhorse W-18	2000	2009	18,000 GVWR only	81560	81260	x	1	57362	50229				2
Workhorse W-16	2005	2009	10,500-17,000 GVWR	81560	81260	x	1	57362	50229				2
P-30, P-32	1993	2005	Over 14,500 GVWR	81560	81260	x	1	57219	50201	88219	84201		2
P-30, P-32	1963	1999	93-'99 14,500 GVWR and under	81560	81260	x	1	57203	50284	88203	84284	x	2
<b>Dodge</b>													
B-350 Class "C"	1971	1994						57105	50284				
M-300, M-400, M-500, M-600 Class "A"	1973	1982						57214	50211				2
<b>Ford</b>													
E-350 Class "C" <i>Call for 2013 vehicle application</i>	1975	2012		80545	80245	x	2	57138	50284	88138	84264		2
E-450 Super Duty Class "C"	1996	2008	14,050 and above GVWR; <b>Under frame kit</b>	80531	80231	x	2	57131	50201	88131	84201	x	2
E-450 Super Duty Class "C" <i>Call for 2013 vehicle application</i>	1996	2012	<b>Side mount kit</b> for maximum load & stability; Requires 8" between tire and frame.	80531	80231	x	2	57242	50251	88242	84251		2
F-53 Class "A"	1990	1997	<b>LoadLifter 5000 Ultimate Front Kit:</b> 88140; Replacement Kit: 84252	57140	50252		2	57208	50201	88208	84201		2
F-53 Class "A"	1998	2008	Does not fit 26,000 GVWR. <b>LoadLifter 5000 Ultimate Front Kit:</b> 88140; Replacement Kit: 84252	57140	50252		2	57410	50229				2
F-53 Class "A" Commercial Chassis <i>Call for 2013 vehicle application</i>	2009	2012	Does not fit 24,000 & 26,000 GVWR. <b>LoadLifter 5000 Ultimate Front Kit:</b> 88240; Replacement Kit: 84264	57240	50264		1.5	57344	50251	88344	84251		2
<b>Toyota</b>													
Micro Mini	1986	1994						57113	50252	88113	84252		2

Replacements for Firestone Motorhome Bags	No. on	Firestone	Air Lift Part No.
Air Lift 2B7, 1/4" NPT Air Spring	224C	0335	50329
Air Lift 2B6 Extended, 1/4" NPT Air Spring	255C	6957	50309





Don't see a vehicle listed?  
Call (800) 248-0892



No frame drilling required.



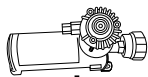
Install time (by hour)

Accessories					
Model	Drive	Notes	Kit Number		
<b>Lock-N-Lift Universal Air Spring Spacers for LoadLifter Kits</b>					
Lock-N-Lift — 2" Lift	2&4	Includes all hardware; <b>Does not fit RideControl</b> ; Not recommended for lifts above 6"	52130	x	1
Lock-N-Lift — 4" Lift	2&4	Includes all hardware; <b>Does not fit RideControl</b> ; Not recommended for lifts above 6"	52140	x	1
Lock-N-Lift — 6" Lift	2&4	Includes all hardware; <b>Does not fit RideControl</b> ; Not recommended for lifts above 6"	52150	x	1
<b>Replacement Hose Kits</b>					
Hose Cutter w/Extra Blade			10530		
Replacement Hose Kit - Push-on (607xx & 807xx Series)			22007		
P-30 Hose Kit			22022		
Replacement Hose Kit (605xx & 805xx Series)			22030		
<b>LoadController I Accessories</b>					
Load Controller I - Single Gauge Panel Add-on			25801		
Load Controller I - Dual Panel Add-on		Can only be added to 25651	25802		
<b>Other Accessories</b>					
AirTight P-30 Automatic Kit		Discontinued	25580		
160 PSI Air Shock Controller			25804		

On Board Air Compressor Systems		
Model	Use for	Kit Number
<b>Control Systems</b>		
WirelessAIR (Advanced Integrated Remote)	Controlling two air springs independently	72000
<b>NEW!</b> WirelessONE	Controlling two air springs together	25870
<b>NEW!</b> Load Controller Single - Standard Duty	Controlling two air springs together	25850
<b>NEW!</b> Load Controller Single - Heavy Duty	Controlling two air springs together	25854
<b>NEW!</b> Load Controller Dual - Standard Duty	Controlling two air springs independently	25852
<b>NEW!</b> Load Controller Dual - Heavy Duty	Controlling two air springs independently	25856
SmartAir	Front to rear leveling	25415
	Side-to-side and front-to-rear leveling for two air springs	25430
QuickShot	Front to rear leveling	25690
Double QuickShot	Side-to-side and front-to-rear leveling for two air springs	25572
Load Controller I	Front to rear leveling	25655
	Side-to-side and front-to-rear leveling for two air springs	25651
Load Controller II	Front to rear leveling	25592
	Side-to-side and front-to-rear leveling for two air springs	25812

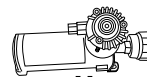
## Single vs. Dual Path On Board Air Systems

**Single Path:**  
Air springs are routed together for equal inflation




**Choosing your system is easy...**

1. Choose Single or Dual inflation
2. Choose Analog, Digital or Auto
3. Choose Compressor (where available)



**Dual Path:**  
Air springs are separate for different air pressure side-to-side



**Air Lift Compressor Systems come standard with a 2 Year Warranty and a 60 Day Ride Satisfaction Guarantee.**



# NEW / Featured Compressor Systems



## Analog Series

### LoadCONTROLLER™ Single

- Single path control provides **equal** inflation of both air springs
- Low pressure sensor automatically activates the air compressor if air spring pressure falls below safe level
- 2 year warranty for peace of mind



With Standard Compressor  
Part # 25850



With Heavy Duty Compressor  
Part # 25854

INFLATE BOTH  
DEFLATE BOTH

### LoadCONTROLLER™ Dual

- Dual path control provides **independent** inflation of both air springs on one single gauge
- Low pressure sensor automatically activates the air compressor if air spring pressure falls below safe level
- 2 year warranty for peace of mind



With Standard Compressor  
Part # 25852



With Heavy Duty Compressor  
Part # 25856

DEFLATE RIGHT  
INFLATE BOTH  
DEFLATE LEFT

## Wireless Series

### WirelessONE™

- Single path controller provides **equal** inflation of both air springs
- 3 memory settings, for frequent users
- Integrated manifold and wiring harness make it an easy installation
- 2 year warranty for peace of mind
- Changeable back light to match vehicle interiors
- Low pressure sensor automatically activates the air compressor if air spring pressure falls below safe level



Includes Standard Compressor  
Part #25870

### WirelessAIR™

- Two-way communication allows advanced diagnostics for safety and peace of mind
- Controls two air springs **independently**
- Automatically maintains set pressures
- Two user-defined memory buttons allow for frequently used settings
- Works with all brands of air springs!
- 2 year warranty for peace of mind
- Easiest installation ever – no lines or wires to the cab!



Includes Heavy Duty Compressor  
Part #72000

## Automatic Leveling

### SmartAIR™

- Single sensor model levels front-to-rear.
- Dual sensor model controls two air springs **independently** for front-to-rear and side-to-side leveling.
- Unique non-contact height sensor maintains level ride with any load, on any road!
- No lines or controls in the cab!
- True automatic control, complete, easy to install.

Single or Dual Path Models:

Single Path  
Part #25415

Dual Path  
Part #25430



## More Analog System Choices

### LoadCONTROLLER™ I



Single Path  
25592 - Light Duty  
25655 - Heavy Duty

### LoadCONTROLLER™ II



Dual Path  
25812 - Light Duty  
25651 - Heavy Duty

Choose the system best suited for your application

	Analog Series		Wireless Series		AUTOMATIC Leveling
	Standard	Heavy Duty	Single/Standard	Dual/Heavy Duty	AUTOMATIC Leveling
Pick-up with any towable	25850*	25854**	25870	72000	25415
Pick-up with camper	25852***	25856****	N/R	72000	25430
Van/SUV with leaf springs	25850*	25854**	25870	72000	25415
Vehicle with coil springs	25850*	25854**	25870	72000	N/R
Motor home	N/R	25856****	N/R	72000	25430
Unique Applications	call	call	call	call	call

Still available in panel mount style: \*25592, \*\*25655, \*\*\*25812, \*\*\*\*25651

N/R = Not Recommended

## Compressor specifications

Part No.	CFM @ 0 psi	AMP	Max psi	Duty Cycle @ 100 psi
16060	.79	7	100	20%
16092	1.03	10	120	9%



Standard Duty  
Part # 16060



Heavy Duty  
Part # 16092





# AutoPilot V2™ Performance Air Management Systems



## The most advanced pressure-based air suspension control system ever!

### System

- 8- presets for your favorite ride heights
- User selectable pressure accuracy: up to +/- 1 psi
- Rise on start feature –no driver input required
- Manual mode-independent 4 corner adjustment
- AutoTune learns and adapts to your vehicle
- Play mode that allows side to side play
- OEM quality harness with only 3 wires to hook up
- Dual compressor harness add-on available
- **MADE IN USA**

P/N 27671 – 1/4" air lines, 5 gallon tank, 380 compressor  
P/N 27669 – 3/8" air lines, 5 gallon tank, 380 compressor

### Display

- Multi-color LCD with 512 color combinations
- Display shows pressures in either PSI or BAR
- Built in Easy Control™ tap adjusts pressure by 1 PSI
- Palm-sized unit with one wire hookup
- Rugged rubberized coating

### Manifold

- Patent Pending super compact manifold/ECU Assy.
- Simplicity makes for an easy installation
- 6MM valves for fast inflate/deflate time
- User defined compressor on/off settings
- Available in 1/4", 3/8" or 1/2" line configuration
- 100% tested for leaks and functionality at the factory



Please see the application guide for all variations of AutoPILOT™ V2 including upgrade kits for existing systems.

**Performance Air Suspension - including Digital and Manual Combo Kits & Front and Rear Applications**

Model	Start Year	End Year	Notes	Digital Combo Kit	Analog Combo Kit	Front Kit Repl.	Rear Kit	Shipping Weights (lbs.)			
								Front Kit	Rear Repl.	Digital Combo Kit	Analog Combo Kit
<b>Acura</b>											
Integra	1994	2001	1/4" Ports (front & rear kits)	95730	77730	75440	75540	73	69	14	14
<b>Audi</b>											
A3	2005	2013	VW MKV/MKVI Platform; FRONT KIT - 55MM strut only	95782	77782	75576	75690	79	75	30	8
A3	2005	2013	VW MKV/MKVI Platform(SLAM KIT); FRONT KIT - 55MM strut only	95786	77786	75582	75690	78	74	28	8
A4 (Typ 8D)	1994	2002	Front Kit - B5 Platform ALL; Rear Kit - B5 Platform AWD ONLY	95755	77755	75555	75655	85	81	24	20
A4	2002	2005	B6 Platform	95778	77778	75578	75678	92	88	22	29
A4	2006	2008	B7 Platform	95778	77778	75578	75678	92	88	22	29
RS4 Avant (Typ 8D)	2000	2001	B5 Platform ALL	95755	77755	75555	75655	85	81	24	20
S4 (Typ 8D)	1997	2002	B5 Platform ALL	95755	77755	75555	75655	85	81	24	20
TT Quattro	2000	2006	MKV Platform (SLAM KIT)	95719	77719	75518	75619	78	74	27	9
TT & TT Quattro	2007	2013	VW MKV/MKVI Platform; Front Kit - 55MM strut only	95782	77782	75576	75690	79	75	30	8
TT & TT Quattro	2007	2013	VW MKV/MKVI Platform(SLAM KIT); Front Kit - 55MM strut only	95786	77786	75582	75690	78	74	28	8
A6 Quattro	2004	2011	C6 Platform. All engine models.	95777	77777	75577	75677	92	88	22	28
A6 Quattro FWD	2004	2011	C6 Platform. All engine models.	95777	77777	75577	75677	92	88	22	28
A6 Quattro RS6	2004	2011	C6 Platform. All engine models.	95777	77777	75577	75677	92	88	22	28
A6 Quattro S6	2004	2011	C6 Platform. All engine models.	95777	77777	75577	75677	92	88	22	28
<b>BMW</b>											
520i	1995	2003	International	95703	77703	75539	75639	89	85	22	25
523i	1995	2003	International	95703	77703	75539	75639	89	85	22	25
525i	1997	2003	USA	95703	77703	75539	75639	89	85	22	25
525i	1995	2003	International	95703	77703	75539	75639	89	85	22	25
528i	1997	2003	USA	95703	77703	75539	75639	89	85	22	25
528i	1995	2003	International	95703	77703	75539	75639	89	85	22	25
530i	1997	2003	USA	95703	77703	75539	75639	89	85	22	25
530i	1995	2003	International	95703	77703	75539	75639	89	85	22	25
535i	1995	2003	International	95703	77703	75539	75639	89	85	22	25
540i	1997	2003	USA	95703	77703	75539	75639	89	85	22	25
540i	1995	2003	International	95703	77703	75539	75639	89	85	22	25
525tds	1995	2003	International	95703	77703	75539	75639	89	85	22	25
525d	1995	2003	International	95703	77703	75539	75639	89	85	22	25
530d	1995	2003	International	95703	77703	75539	75639	89	85	22	25
M5	1995	2003	International	95703	77703	75539	75639	89	85	22	25

**Get the look and performance you want with one part number! Air Lift Performance Combo Kits have everything you need to install the most versatile suspension available for your ride.**



**Performance Air Suspension - including Digital and Manual Combo Kits & Front and Rear Applications**

Model	Start Year	End Year	Notes	Digital	Analog	Front Kit	Rear Kit	Shipping Weights (lbs.)					
				Combo Kit	Combo Kit	Repl.	Repl.	Digital Combo Kit	Analog Combo Kit	Front Kit	Rear Kit		
<b>BMW</b>													
Touring (Wagon), BMW	1997	2003	USA. Does not fit models without rear air suspension	95703	77703	75539	58528	75639	58426	89	85	22	25
<b>Chevy</b>													
Camaro	2010	2012	Fits all models	95775	77775	75575	50710	75675	58479	100	96	35	24
Cobalt	2005	2009	1/4" Ports (front kit); 1/2" Ports (Rear kit); Rear kit does not fit SS models or any with rear disk brakes	95751	77751	75594	50710	75694	58449	98	94	15	25
HHR	2006	2009	1/4" Ports (front kit); 1/2" Ports (rear kit); Rear kit does not fit SS models or any with rear disk brakes	95751	77751	75594	50710	75694	58449	98	94	35	21
<b>Chrysler</b>													
Sebring Coupe	1995	2001	1/4" Ports	N/A	N/A	N/A	N/A	75681	N/A	N/A	N/A	N/A	38
300	2004	2008	1/4" Ports (front kit); 1/2" Ports (rear kit)	95752	77752	75595	50710	75695	58449	100	96	36	22
300C	2004	2010	1/4" Ports (front kit); 1/2" Ports (rear kit)	95752	77752	75595	50710	75695	58449	100	96	36	22
<b>Dodge</b>													
Avenger	1995	2000	1/4" Ports	N/A	N/A	N/A	N/A	75681	N/A	N/A	N/A	N/A	38
Magnum	2004	2008	1/4" Ports (front kit); 1/2" Ports (rear kit)	95752	77752	75595	50710	75695	58449	100	96	36	22
Charger	2006	2010	1/4" Ports (front kit); 1/2" Ports (rear kit)	95752	77752	75595	50710	75695	58449	100	96	36	36
Challenger	2009	2010	1/4" Ports (front kit); 1/2" Ports (rear kit)	95752	77752	75595	50710	75695	58449	100	96	36	22
<b>Eagle</b>													
Talon	1995	1999	1/4" Ports (front kit); 1/2" Ports (rear kit)	95742	77742	75581		75681		86	82	22	22
<b>Ford</b>													
Mustang (Base)	2005	2013	S197 Platform. Mustang Track Pack	95723	77723	75523	58529	75623	58130	83	79	25	16
Mustang GT	2005	2013	S197 Platform. Mustang Track Pack	95723	77723	75523	58529	75623	58130	83	79	25	16
Mustang Convertible	2005	2013	S197 Platform. Mustang Track Pack	95723	77723	75523	58529	75623	58130	83	79	25	16
Mustang GT500	2005	2013	S197 Platform. Mustang Track Pack	95723	77723	75523	58529	75623	58130	83	79	25	16
<b>Honda</b>													
Accord	1990	1997	1/4" Ports	95732	77732	75440		75660		74	70	17	15
Accord	1998	2002	1/4" Ports	95733	77733	75570		75670		83	79	17	24
Civic	1992	2000	1/4" Ports	95730	77730	75440		75540		70	66	17	24
CRX	1992	1995	1/4" Ports	95730	77730	75440		75540		70	66	17	24
Del Sol	1993	1997	1/4" Ports	95730	77730	75440		75540		70	66	17	14
Prelude	1992	2001	1/4" Ports	95734	77734	75532		75632		76	72	15	19
<b>Infiniti</b>													
G35 Sedan	2002	2006	Front kit does not fit AWD	95720	77720	75520	58525	75620	58530	84	80	22	20
G35 Coupe	2003	2007	Front kit does not fit AWD	95720	77720	75520	58525	75620	58530	84	80	22	20

**Get the look and performance you want with one part number! Air Lift Performance Combo Kits have everything you need to install the most versatile suspension available for your ride.**



**Performance Air Suspension - including Digital and Manual Combo Kits & Front and Rear Applications**

Model	Start Year	End Year	Notes	Digital Combo Kit	Analog Combo Kit	Front Kit Repl.	Rear Kit	Rear Repl.	Shipping Weights (lbs.)				
				Digital Combo Kit	Analog Combo Kit	Front Kit Repl.	Rear Kit	Rear Repl.	Digital Combo Kit	Analog Combo Kit	Front Kit	Rear Kit	
<b>Lexus</b>													
LS430	2001	2006		95704	77704	75553	58525	75653	58525	89	85	24	23
<b>Mitsubishi</b>													
Eclipse	1995	1999	1/4" Ports	95742	77742	75581		75681		86	82	22	22
Galant	1994	1999	1/4" Ports	N/A	N/A	N/A	N/A	75681	N/A	N/A	N/A	N/A	38
<b>Nissan</b>													
350Z	2003	2008	Coupe and Roadster	95720	77720	75520	58525	75620	58530	84	80	22	20
<b>Scion</b>													
xA	2004	2006	1/4" Ports (front kit); 1/2" Ports (rear kit)	95748	77748	75572	50708	75672	58517	77	73	24	11
xB	2004	2006	1/4" Ports (front kit); 1/2" Ports (rear kit)	95748	77748	75572	50708	75672	58517	77	73	24	11
xB	2008	2013	1/4" Ports (front kit); 1/2" Ports (rear kit)	95753	77753	75599	50708	75699	58130	86	82	34	10
tC	2004	2010	1/4" Ports	95787	77787	75587	50708	75687	58478	86	82	31	13
<b>Subaru</b>													
Impreza	2002	2007	For N. America (including wagons)	95702	77702	75552	58529	75651	58428	91	87	24	25
Impreza	2000	2007	International (including wagons)	95702	77702	75552	58529	75651	58428	91	87	24	25
Impreza	2008	2013	For N. America (including wagons)	95756	77756	75556	58529	75654	58405	92	88	24	22
Impreza	2008	2013	International (including wagons)	95756	77756	75556	58529	75654	58405	92	88	24	22
STi	2004	2007	For N. America (including wagons)	95701	77701	75551	58529	75651	58428	91	87	24	25
STi	2004	2007	International (including wagons)	95701	77701	75551	58529	75651	58428	91	87	24	25
STi	2008	2013	For N. America (including wagons)	95754	77754	75554	58529	75654	58405	92	88	24	22
STi	2008	2013	International (including wagons)	95754	77754	75554	58529	75654	58405	92	88	24	22
WRX	2002	2007	For N. America (including wagons)	95702	77702	75552	58529	75651	58428	91	87	24	25
WRX	2000	2007	International (including wagons)	95702	77702	75552	58529	75651	58428	91	87	24	25
WRX	2008	2013	For N. America (including wagons)	95756	77756	75556	58529	75654	58405	92	88	24	22
WRX	2008	2013	International (including wagons)	95756	77756	75556	58529	75654	58405	92	88	24	22
<b>Volkswagen</b>													
Cabrio	1995	2003	MKII-III platform	95783	77783	75583	58480	75683	58481	86	82	23	21
Corrado	1985	1996	MKII-III platform	95783	77783	75583	58480	75683	58481	86	82	23	21
Golf	1985	1998	MKII-III platform	95783	77783	75583	58480	75683	58481	86	82	23	21
Jetta	1985	1998	MKII-III platform	95783	77783	75583	58480	75683	58481	86	82	23	21
Passat	1990	1997	MKII-III platform	95783	77783	75583	58480	75683	58481	86	82	23	21
Beetle	1998	2010	MKIV platform; Rear Kit - Not recommended for use with axle relocation devices.	95741	77741	75518	58524	75613	58130	88	84	27	19

**Get the look and performance you want with one part number! Air Lift Performance Combo Kits have everything you need to install the most versatile suspension available for your ride.**



**Performance Air Suspension - including Digital and Manual Combo Kits & Front and Rear Applications**

Model	Start Year	End Year	Notes	Digital	Analog	Front Kit	Rear Kit	Shipping Weights (lbs.)					
				Combo Kit	Combo Kit	Repl.	Repl.	Digital Combo Kit	Analog Combo Kit	Front Kit	Rear Kit		
<b>Volkswagen</b>													
Beetle	2012	2013	MKV/MKV1 platform. The Front Slam Kit is for previously modified vehicles only. This kit provides a 5-1/8" drop in front for up to 19" wheels. Will not work with front sway bar.	95726	77726	75582	50710	75686	58130	89	85	29	8
Golf	1999	2005	MKV1 platform; Rear Kit - Not recommended for use with axle relocation devices.	95741	77741	75518	58524	75613	58130	88	84	27	19
GTI	1999	2003	MKV1 platform; Rear Kit - Not recommended for use with axle relocation devices.	95741	77741	75518	58524	75613	58130	88	84	27	19
Jetta	1999	2005	MKV1 platform; Rear Kit - Not recommended for use with axle relocation devices.	95741	77741	75518	58524	75613	58130	88	84	27	19
EOS	2007	2013	MKV/MKV1 Platform; Front Kit - 55MM strut only	95782	77782	75576	50709	75690	58130	79	75	30	8
EOS	2007	2013	MKV/MKV1 Platform(SLAM KIT); Front Kit - 55MM strut only	95786	77786	75582	50710	75690	58130	78	74	28	8
CC	2009	2013	MKV/MKV1 Platform; Front Kit - 55MM strut only	95782	77782	75576	50709	75690	58130	79	75	30	8
CC	2009	2013	MKV/MKV1 Platform(SLAM KIT); Front Kit - 55MM strut only	95786	77786	75582	50710	75690	58130	78	74	28	8
Passat B5 Synchro	1996	2001	Front Kit - B5 Platform AWD ONLY	N/A	N/A	75555	58525	N/A	N/A	N/A	N/A	24	N/A
Passat B5.5 Synchro	2001	2005	Front Kit - B5 Platform ALL	N/A	N/A	75555	58525	N/A	N/A	N/A	N/A	24	N/A
Passat	2006	2013	MKV/MKV1 Platform; Front Kit - 55MM strut only	95782	77782	75576	50709	75690	58130	79	75	30	8
Passat	2006	2013	MKV/MKV1 Platform(SLAM KIT); Front Kit - 55MM strut only	95786	77786	75582	50710	75690	58130	78	74	28	8
Golf R32	2002	2004	MKV1 Platform (SLAM KIT)	95719	77719	75518	58524	75619	58527	78	74	27	9
Golf	2006	2013	MKV/MKV1 platform. The Front kit provides a 3-7/8" drop in front for up to 19" wheels. Maintains factory sway bar.	95782	77782	75576	50709	75690	58130	79	75	30	8
Golf	2006	2013	MKV/MKV1 platform. The Front Slam Kit is for previously modified vehicles only. This kit provides a 5-1/8" drop in front for up to 19" wheels. Will not work with front sway bar.	95786	77786	75582	50710	75690	58130	78	74	29	8
GTI	2006	2013	MKV/MKV1 platform. The Front kit provides a 3-7/8" drop in front for up to 19" wheels. Maintains factory sway bar.	95782	77782	75576	50709	75690	58130	79	75	30	8
GTI	2006	2013	MKV/MKV1 platform. The Front Slam Kit is for previously modified vehicles only. This kit provides a 5-1/8" drop in front for up to 19" wheels. Will not work with front sway bar.	95786	77786	75582	50710	75690	58130	78	74	28	8
Jetta	2005	2013	MKV/MKV1 platform. The Front kit provides a 3-7/8" drop in front for up to 19" wheels. Maintains factory sway bar.	95782	77782	75576	50709	75690	58130	79	75	30	8
Jetta	2005	2013	MKV/MKV1 platform. The Front Slam Kit is for previously modified vehicles only. This kit provides a 5-1/8" drop in front for up to 19" wheels. Will not work with front sway bar.	95786	77786	75582	50710	75690	58130	78	74	29	8
Jetta VI GLI	2011	2013	MKV/MKV1 platform. The Front Slam Kit is for previously modified vehicles only. This kit provides a 5-1/8" drop in front for up to 19" wheels.	95786	77786	75582	50710	75690	58130	78	74	29	8

**Get the look and performance you want with one part number! Air Lift Performance Combo Kits have everything you need to install the most versatile suspension available for your ride.**



Performance Air Suspension - including Digital and Manual Combo Kits & Front and Rear Applications													
Model	Start Year	End Year	Notes	Digital Combo Kit	Analog Combo Kit	Front Kit	Front Repl.	Rear Kit	Rear Repl.	Shipping Weights (lbs.)			
										Digital Combo Kit	Analog Combo Kit	Front Kit	Rear Kit
<b>Volkswagen</b>													
Jetta VI GLI	2011	2013	MKV/MKVl platform. The Front kit provides a 3-7/8" drop in front for up to 19" wheels. Maintains factory sway bar.	95782	77782	75576	50709	75690	58130	79	75	30	8
Jetta S MKVI Twistbeam Rear (Not Independent Suspension)	2011	2013	MKV/MKVl platform. The Front Slam Kit is for previously modified vehicles only. This kit provides a 5-1/8" drop in front for up to 19" wheels. Will not work with front sway bar. (55mm Strut) Does not fit base mode, Jetta S front.	95726	77726	75582	50710	75626	50723	89	85	29	8
Rabbit	2006	2013	MKV/MKVl platform. The Front kit provides a 3-7/8" drop in front for up to 19" wheels. Maintains factory sway bar.	95782	77782	75576	50709	75690	58130	79	75	30	8
Rabbit	2006	2013	MKV/MKVl platform. The Front Slam Kit is for previously modified vehicles only. This kit provides a 5-1/8" drop in front for up to 19" wheels. Will not work with front sway bar.	95786	77786	75582	50710	75690	58130	78	74	29	8



Get the look and performance you want with one part number! Air Lift Performance Combo Kits have everything you need to install the most versatile suspension available for your ride.

Performance Air Suspension - Parts and Pieces		ESAI0
Part Number	Description	Shipping Weight
<b>REPLACEMENT AIR SPRING KITS (FOR PERFORMANCE FRONT KITS)</b>		
50708	Sleeve Type for Scion xA, xB & tC (see Buyer's Guide for specific model years)	4
50709	Sleeve Type for MKV and MKVI Platform (see Buyer's Guide for details)	4
50710	Bellows Type (see Buyer's Guide for specific application details)	5
58524	Bellows Type for MKI Platform (Slam), MKIV Platform R32 (Slam)	4
58525	Bellows Type for B5, B6 & B7 Platform (see Buyer's Guide for specific application details)	4
58480	Bellows Type for MKII-III Platform (see Buyer's Guide for specific application details)	4
58573	Bellows Type for 2005-2011 Ford Mustang (including Base, GT, Convertible & GT-500)	4
<b>REPLACEMENT AIR SPRING KITS (FOR PERFORMANCE REAR KITS)</b>		
50723	Sleeve Type for Volkswagen Jetta VI Twist-Beam Rear	4
58130	Sleeve Type (see Buyer's Guide for specific application details)	2
58425	Sleeve Type for B5 Platform (see Buyer's Guide for specific application details)	5
58449	Bellows Type (see Buyer's Guide for specific application details)	4
58479	Sleeve Type for 2010-2011 Chevrolet Camaro	5
58478	Sleeve Type for 2004-2010 Scion tC	4
58481	Sleeve Type for MKII-III Platform (see Buyer's Guide for specific application details)	5
58517	Bellows Type 2004-2006 Scion xA & xB	3.5
58526	Bellows Type for Audi B6/B7 Platform (see Buyer's Guide for specific application details)	4
58527	Bellows Type for MKI Slam & MKIV R32 Slam (see Buyer's Guide for specific application details)	4
58531	Bellows Type for VW MKV & MKVI Rear (for kit #75690)	5
<b>SLAMAIR SHOCKS (BOLT-IN COILOVER REPLACEMENTS)</b>		
	<b>Includes a pair of Air Shocks and Choice of End Mounts</b>	
82601	AS Bellows- Short 8.51" Compressed 11.83" Extended	31
82603	AS Bellows- Medium 9.71" Compressed 14.23" Extended	31
82605	AS Bellows- Long 11.11" Compressed 17.03" Extended	31
82607	AS Bellows-XL 13.00" Compressed 19.00" Extended	31
82102	AS Sleeve- Short 9.10" Compressed 12.33" Extended	24
82104	AS Sleeve- Medium 10.21" Compressed 14.73" Extended	24
82106	AS Sleeve- Long 11.61" Compressed 17.53" Extended	24
82107	AS Sleeve- XL 13.16 Compressed 19.50" Extended	24
<b>AIR SHOCK END OPTIONS (INCLUDED)</b>		
34471	AS Bellows Upper Bushing Mounts	N/A
34472	AS Bellows Upper Stud Mount 2.25" long	N/A
34474	AS Bellows Upper Spherical Bearing	N/A
34480	AS Sleeve Upper Bushing Mounts	N/A
34481	AS Sleeve Upper Stud Mounts 2.25" Long	N/A
34528	AS Sleeve Upper Spherical Bearing	N/A
34476	AS Bushing Lower Mounts For Both Style Bags	N/A
34477	AS Spherical Bearing Mounts For Both Style Bags	N/A
34475	AS Lower Stud Adapter For Both Style Bags (Requires 34476)	N/A
34478	AS "T-Bar Trunion Mount For Both Style Bags	N/A
<b>UNIVERSAL AIR OVER SHOCKS</b>		
75566	Universal 4" Sleeve Over Shock	32
75569	Universal 5" Sleeve Over Shock	32
<b>UNIVERSAL STRUTS</b>		
75559	Universal High Damping Bellow Over Strut	39
75561	Universal Bellow Over Strut	42
75562	Universal Bellow Over Strut, Short	39
75563	Universal Sleeve Over Strut	37
75564	Universal 4" Sleeve Over Strut, Short	35
75567	Universal 5" Sleeve Over Strut, Long	38
75568	Universal 5" Sleeve Over Strut, Short	35
75592	Chapman Universal Kit - Front or Rear	21

**Air Lift™ has a complete line-up of replacement parts and pieces to fulfill your air suspension needs.**





<b>Performance Air Suspension - Parts and Pieces</b>		<b>ESAIO</b>
<b>Part Number</b>	<b>Description</b>	<b>Shipping Weight</b>
<b>REPLACEMENT AIR SPRING KITS FOR UNIVERSAL STRUTS</b>		
50710	Replacement Air Spring Kit for Universal Bellow Over Strut (#75561)	5
50710	Replacement Air Spring Kit for Universal Bellow Over Strut, Short (#75562)	5
50708	Replacement Air Spring Kit for Universal Sleeve Over Strut, Long (#75563)	4
50707	Replacement Air Spring Kit for Universal 4" Sleeve Over Strut, Short (#75564)	4
50706	Replacement Air Spring Kit for Universal 5" Sleeve Over Strut, Long (#75567)	4
50705	Replacement Air Spring Kit for Universal 5" Sleeve Over Strut, Short (#75568)	4
<b>SLEEVES &amp; BAGS</b>		
58343	Gen IV Dominator Series D2500 - Single 1/2" Port	7
58352	Gen IV Dominator Series D2500 - Dual 1/2" Ports	7
58616	Gen IV Dominator Series D2600 - Single 1/2" Port	9
58623	Gen IV Dominator Series D2600 - Dual 1/2" Ports	9
58130	Tapered Sleeve - F9000 replacement	5
50204	6.0" Sleeve 1/2" Port	9
<b>DIGITAL CRAFTER PACKAGES- Includes #27630 &amp; (4) Bags</b>		
77910	Crafter Package - 4-Way with (4)D2500 air springs	74
77911	Crafter Package - 4-Way with (2) D2500 air springs & (2) D2600 air springs	78
77912	Crafter Package - 4-Way with (4) D2600 air springs	82
<b>CRAFTER PACKAGES- Includes #27541CD &amp; (4) Bags</b>		
77109	Crafter Package-4-Way with (4) D2500 air springs	73
77110	Crafter Package-4-Way with (4) D2600 air springs	82
77111	Crafter Package-4-Way with (2) D2500 air springs & (2) D2600 air springs	82
<b>SERVICE KITS</b>		
50712	Service Kit (strut bearings)	
50713	Service Kit (shock bearings)	
<b>AIR MANAGEMENT SYSTEMS (AMS)</b>		
27521CD	2-Way with Air Lift 450C 100% Duty Cycle Chrome Compressor	45
27541CD	4-Way with Air Lift 450C 100% Duty Cycle Chrome Compressor	57
27021AL	2-Way with Viair 325C Compressor	43
27041AL	4-Way with Viair 325C Compressor	41
27741	Air Management System for Sport Compacts	55
27669	AutoPilot V2 Digital Air Management (3/8" Air Lines, 5 Gallon Tank, 380 Compressor)	43
27671	AutoPilot V2 Digital Air Management (1/4" Air Lines, 5 Gallon Tank, 380 Compressor)	42
27674	AutoPilot V2 Digital Air Management (1/4" Air Lines, 2 Gallon Tank, 380 Compressor)	30.5
27672	AutoPilot V2 Digital Air Management (3/8" Air Lines, NO TANK, NO COMPRESSOR)	8
27673	AutoPilot V2 Digital Air Management (1/4" Air Lines, NO TANK, NO COMPRESSOR)	7
27665	4-Way Manual Control System 100% Duty 1/4" line 2 gal. tank	32
27666	4-Way Manual Control System 100% Duty 1/4" line 5 gal. tank	38
27660	2-Way Manual Control system 30% Duty 1/4" line 2 gal. tank.	23
<b>AUTOPILOT V1 PARTS AND PIECES</b>		
24001	Transducers (pressure sensors) for AutoPilot V1	1
25033	AutoPilot V1 ECU (for 27630)	2
25034	AutoPilot V1 ECU (for 27631)	2
25009	AutoPilot V1 Manifold Valves	2
26461	AutoPilot V1 16' Extension Cord	1
27025	AutoPilot V1 Digital Controller	1
<b>12 VOLT COMPRESSORS</b>		
16130	Viair 100C Compressor 130 PSI	4
16190	Viair 325C Compressor 150 PSI	9
16380	Viair 380C Chrome Compressor <b>200 PSI</b>	10
16450	Air Lift 450C Chrome Compressor 150 PSI	12
16480	Viair 480C Chrome Compressor	13
23380	Viair 380C Dual Pack Compressor	20
23400	Viair 400C Dual Pack Compressor	22



**Air Lift™ has a complete line-up of replacement parts and pieces to fulfill your air suspension needs.**

Performance Air Suspension - Parts and Pieces		ESAIO
Part Number	Description	Shipping Weight
<b>12 VOLT COMPRESSORS</b>		
23444	Viair 444C Dual Pack Compressor	24
23450	Viair 450C Dual Pack Compressor	24
23480	Viair 480C Dual Pack Compressor	26
<b>AIR TANKS</b>		
10980	2 Gal Air Tank- 6" x 17" with (6) 1/4" Ports	13
10995	4 Gal Pancake Tank- 8" H x 16" Dia w/ (4) 1/2, (2) 3/8, (1) 1/4, & (1) 1/8 Ports	20
10991	5 Gal Air Tank- 12 1/2" H x 20" L with (8) 1/2" Ports	22
10994	8 1/2 Gal Air Tank- 12 1/2" H x 32 1/2" L with (8) 1/2" Ports	34
10997	12 Gal Air Tank- 12 1/2" H x 44" L with (8) 1/2" Ports	41
<b>SOLENOID VALVES &amp; SWITCHES</b>		
24410	3/8" Chrome 300 PSI Solenoid with Bracket	1
24300	1/2" Chrome 300 PSI Solenoid with Bracket	2
24544	Pressure Switch 85-105 psi	1
24551	Pressure Switch 110-145 psi	1
24575	Pressure Switch 145-175 psi	1
24525	Electric Switch- Single Pole, Double Throw Momentary	1
24566	Electric Switch- Single Pole, Single Throw Momentary	1
21703	Paddle Switch	1
<b>GAUGES &amp; GAUGE PANELS</b>		
26227	Single Needle Gauge- 200 PSI	1
26228	Dual Needle Gauge- 200 PSI	1
26156	Single Needle Gauge w/ 2" Lighted Panel - 100 PSI	1
26157	Dual Needle Gauge Panel with two switches- 200 PSI	2
26161	Single Needle Gauge Panel with one paddle switch- 200 PSI	2
26229	Dual Needle Gauge with two paddle switches- 200 PSI	1
<b>ACCESSORIES</b>		
10530	Airline Cutter	1
24290	Blow Off Valve 200 PSI	1
21664	Check Valve- 1/8" NPT x 1/8" NPT	1
21760	Check Valve- 1/4" FNPT x 1/4" FNPT	1
21285	Check Valve- 1/2" FNPT x 1/2" FNPT	1
21754	Drain Cock - 1/4" NPT	1
21366	Inflation Valve 1/8" NPT	1
21633	Push-to-Connect Inflation Valve- PCT 1/4" Tube	1
23586	Thread Sealant Packets	1
22648	1/4" FNPT SMC Check Valve	1
21011	1/4" SMC Water Trap	1
21012	3/8" SMC Water Trap	1
21013	1/2" SMC Water Trap	1
<b>AIRLINE &amp; FITTINGS</b>		
20914	Airline- 1/8" Black DOT Synflex	1
20946	Airline- 1/4" Black DOT Synflex	1
20947	Airline- 3/8" Black DOT Synflex	1
20966	Airline- 1/2" Black DOT Synflex	1
20975	Airline- 3/4" Black DOT Synflex	1
21003	Branch Tee- Male 1/8" NPT x 1/8" Tube	1
21858	Branch Tee- Male 1/4" NPT x 3/8" Tube	1
21868	Branch Tee- Male 3/8" NPT x 3/8" Tube	1
21385	Branch Tee- Male 1/4" NPT x 1/2" Tube	1
21872	Branch Tee- Male 3/8" NPT x 1/2" Tube	1
21610	Bushings- 1/4" MNPT x 1/8" FNPT	1
21735	Bushings- 3/8" MNPT x 1/8" FNPT	1
21738	Bushings- 3/8" MNPT x 1/4" FNPT	1

Air Lift™ has a complete line-up of replacement parts and pieces to fulfill your air suspension needs.



Performance Air Suspension - Parts and Pieces		ESAIO
Part Number	Description	Shipping Weight
<b>AIRLINE &amp; FITTINGS</b>		
21251	Bushings- 1/2" MNPT x 1/8" FNPT	1
21247	Bushings- 1/2" MNPT x 1/4" FNPT	1
21732	Bushings- 1/2" MNPT x 3/8" FNPT	1
21805	Coupling- 1/4" FNPT x 1/4" Tube	1
21220	Coupling - 1/2" FNPT x 1/2" Tube	1
21837	Elbow- Male 1/8" NPT x 1/4" Tube	1
21830	Elbow- Male 1/4" NPT x 1/4" Tube	1
21846	Elbow- Male 3/8" NPT x 1/4" Tube	1
21854	Elbow- Male 1/8" NPT x 3/8" Tube	1
21851	Elbow- Male 1/4" NPT x 3/8" Tube	1
21867	Elbow- Male 3/8" NPT x 3/8" Tube	1
21866	Elbow- Male 1/2" NPT x 3/8" Tube	1
21263	Elbow- Male 1/4" NPT x 1/2" Tube	1
21637	Elbow- Male 3/8" NPT x 1/2" Tube	1
21370	Elbow- Male 1/2" NPT x 1/2" Tube	1
21841	Run Tee- Male 1/8" NPT x 1/4" Tube x 1/4" Tube	1
21799	Nipples- 1/4" NPT x 1/2" NPT	1
21508	Nipples- 3/8" NPT x 3/8" NPT	1
21729	Nipples- 1/2" NPT x 1/2" NPT	1
21731	Pipe Plugs- 1/4" NPT (hex head)	1
21737	Pipe Plugs- 3/8" NPT (hex head)	1
21193	Pipe Plugs- 1/2" NPT (hex head)	1
21190	Pipe Plugs- 1/2" NPT (countersunk)	1
21875	Straight- Female 1/8" FNPT x 1/8" Tube	1
21834	Straight- Female 1/8" FNPT x 1/4" Tube	1
21759	Straight- Female 1/4" FNPT x 1/8" Tube	1
21869	Straight- Female 1/4" FNPT x 1/4" Tube	1
21873	Straight- Female 1/4" FNPT x 1/2" Tube	1
21871	Straight- Female 3/8" FNPT x 1/4" Tube	1
21839	Straight- Male 1/8" NPT x 1/4" Tube	1
21807	Straight- Male 1/4" NPT x 1/4" Tube	1
21850	Straight- Male 1/8" NPT x 3/8" Tube	1
21853	Straight- Male 1/4" NPT x 3/8" Tube	1
21864	Straight- Male 3/8" NPT x 3/8" Tube	1
21371	Straight- Male 1/2" NPT x 3/8" Tube	1
21261	Straight- Male 1/4" NPT x 1/2" Tube	1
21368	Straight- Male 3/8" NPT x 1/2" Tube	1
21369	Straight- Male 1/2" NPT x 1/2" Tube	1
21740	1/8" Street Tee Brass	1
21507	3/8" Street Tee Brass	1
21391	1/2" Street Tee Brass	1
21840	Union- 1/4" Tube x 1/4" Tube	1
21859	Union- 3/8" Tube x 3/8" Tube	1
21377	Union- 1/2" Tube x 1/2" Tube	1
21860	Union- Elbow 1/4" Tube x 1/4" Tube	1
21857	Union- Elbow 3/8" Tube x 3/8" Tube	1
21375	Union- Elbow 1/2" Tube x 1/2" Tube	1
21838	Union- Tee 1/4" Tube x 1/4" Tube x 1/4" Tube	1
21852	Union- Tee 3/8" Tube x 3/8" Tube x 3/8" Tube	1
21372	Union- Tee 1/2" Tube x 1/2" Tube x 1/2" Tube	1
21842	Y- Tee 1/4" Tube x 1/4" Tube x 1/4" Tube	1



**Air Lift™ has a complete line-up of replacement parts and pieces to fulfill your air suspension needs.**

# Frequently Asked Questions



## Q. Will adding air springs increase the weight rating of my vehicle?

**A.** No. Adding air springs does not change the Weight Rating (GVWR, GCWR, GAWR) of a vehicle. Adding weight over the factory rating is dangerous and voids your Air Lift warranty. Weight ratings take into account tires, bearings, frame, brakes and more. Increasing your suspension's ability to support weight does not increase the weight ratings. Never exceed your vehicle's weight ratings.

## Q. Do you have to add a compressor (On-Board Air Compressor System) to your air springs?

**A.** A compressor isn't required, but it is convenient! An On-Board Air Compressor System allows you to inflate and deflate your air springs on-the-go. Compressors remove the hassle of pulling over or searching for service stations with air pumps. With our on-board air compressor systems, all adjustments are automatic and can be made with the touch of a button while driving or parked.

## Q. Do I have to keep air in the springs all the time, and how much pressure do I need?

**A.** Yes, you should always maintain the recommended minimum air pressure of 5 PSI, even if your vehicle isn't loaded. This keeps the air springs "in shape" and able to perform without rubbing or wearing. Just check the air pressure periodically, as you do for your tires.

## Q. Can air springs raise or lower my vehicle?

**A.** If you're asking if conventional air springs can take the place of a lift or lowering kit, the answer is NO. If you're asking if air springs will cause a normal ride height vehicle to ride higher, the answer is, YES, if you want them to, by adding pressure, but only by an inch or two. If you DO want to lower your vehicle, look into our Air Lift Performance products. If you have a lowered truck and want to add air springs, look at SlamAir™. If you have a lifted truck and would like to add the support of air springs, check out Lock-N-Lift. Call customer support at (800) 248-0892 for more information.

## Q. My vehicle rides rough; will adding air make it ride better?

**A.** Absolutely! Air springs are engineered to increase ride quality when carrying heavy loads and help fatigued springs ride smoothly. Our air springs greatly improve the ride of larger trucks.

## Q. Can I use air springs with factory overload springs?

**A.** Yes, most of Air Lift's applications work with overload springs. Check our application guide for your vehicle.

## Q. How long do air springs last?

**A.** Forever! If they are properly installed and maintained, our air springs can last indefinitely. Just check the pressure regularly, or use an on board air system to maintain it for you. Air Lift offers a Lifetime Warranty on all of our air spring kits. See page 5 for details.

## Q. What's better, steel helper springs or air helper springs?

**A.** Air Lift air helper springs are the best solution because they are totally adjustable — steel springs are not. All you have to do is add air to fine tune your ride for all load situations! That's the reason professional drivers choose air over steel. If you have a constant load and do not need the adjustability of air, our microcellular urethane springs (AirCell) will provide load support and improve your ride with their simple, zero maintenance solution.

## Q. How do I get replacement parts if I ever need them?

**A.** Air Lift sells many parts individually while our competitors want to sell you pairs of parts. You can get Air Lift replacement parts from your dealer or directly from Air Lift Company. If your dealer cannot help, call Air Lift at 1-800-248-0892.

800.248.0892



WWW.AIRLIFTCOMPANY.COM

# *Notes*





### **Customer Support**

Need to know what kit fits your vehicle? Which onboard air compressor system to choose? Need a replacement part? Installation help? Referral to an installer in your area? Whatever you need, there's just one number to call: (800)248-0892. Our friendly, experienced customer support will be happy to help you!

**CUSTOMER SERVICE** – [service@airliftcompany.com](mailto:service@airliftcompany.com)  
**TECHNICAL ASSISTANCE** – [techsupport@airliftcompany.com](mailto:techsupport@airliftcompany.com)  
**PERFORMANCE PRODUCTS** – [performance@airliftcompany.com](mailto:performance@airliftcompany.com)  
**EXPORT ORDERS** – [export@airliftcompany.com](mailto:export@airliftcompany.com)

### **Air Lift on the Web**

View the latest application updates, download instruction manuals, view installation and product videos, get answers to technical questions - all from one convenient location: [www.airliftcompany.com](http://www.airliftcompany.com)  
Find information on Air Lift Performance products at [www.airliftperformance.com](http://www.airliftperformance.com).

### **Mailing Address**

PO Box 80167  
Lansing, MI 48908-0167

### **Shipping Address**

2727 Snow Road  
Lansing, MI 48917-9595

**About this catalog** Product information and photographs are accurate at the time of printing. Kit and part photographs are representative and vary according to vehicle application. Air Lift Company reserves the right to upgrade or modify content as new components become available and is not responsible for misprints.

AD-334 • 1/13

**[WWW.AIRLIFTCOMPANY.COM](http://WWW.AIRLIFTCOMPANY.COM) • 1.800.248.0892**



Follow us on Facebook



Sign up for the Air Lift email newsletter at our website for the latest news and special offers